COUNTERSINKS

C1139 SERIES
C3139 SERIES

HSS & HSS Co8, THREE FLUTE COUNTERSINKS (90°)

HSS, DREISCHNEIDEN KEGELSENKER (90°)
FRAISE HSS À CHANFREINER 3 DENTS (90°)
SVASATORI A TRE TAGLIENTI - HSS (90°)

- Self-centering(3 flutes).
- Designed for 90°capscrews countersinking.
- Hand using.
- Longitudinal chamfers and contouring.
- Works without vibrations

- Selbstzentrierend
- Besonders geeignet zum 90° Ansenken für Senkkopfschrauben
- Manueller Einsatz möglich
- Zum Entgraten von Längs- und Profilkanten
- Arbeitet ohne Vibration

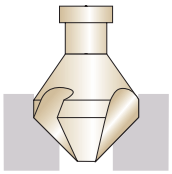



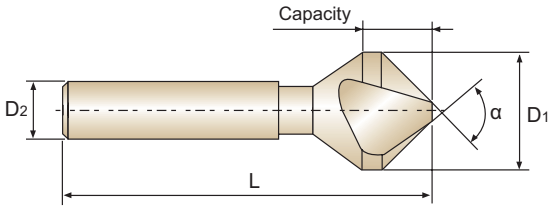

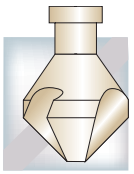

DIN 335C | HSS | HSS Co8 | Bright p.A416

Recommended ToolHolder — Plain Shank, ER COLLET CHUCK

Unit : mm

EDP No. (uncoating)		Point Angle	Cutter Diameter	Shank Diameter	Overall Length	Capacity
HSS Co8	HSS	α	D1	D2	L(±1)	min/max
C1139043	C3139043	90°	4.3	4	40	1.3 - 4.3
C1139050	C3139050	90°	5.0	4	40	1.5 - 5.0
C1139060	C3139060	90°	6.0	5	45	1.5 - 6.0
C1139063	C3139063	90°	6.3	5	45	1.5 - 6.3
C1139070	C3139070	90°	7.0	6	50	1.8 - 7.0
C1139080	C3139080	90°	8.0	6	50	2.0 - 8.0
C1139083	C3139083	90°	8.3	6	50	2.0 - 8.3
C1139100	C3139100	90°	10.0	6	50	2.5 - 10.0
C1139104	C3139104	90°	10.4	6	50	2.5 - 10.4
C1139115	C3139115	90°	11.5	8	56	2.8 - 11.5
C1139124	C3139124	90°	12.4	8	56	2.8 - 12.4
C1139150	C3139150	90°	15.0	10	60	3.2 - 15.0
C1139165	C3139165	90°	16.5	10	60	3.2 - 16.5
C1139190	C3139190	90°	19.0	10	63	3.5 - 19.0
C1139205	C3139205	90°	20.5	10	63	3.5 - 20.5
C1139230	C3139230	90°	23.0	10	67	3.8 - 23.0
C1139250	C3139250	90°	25.0	10	67	3.8 - 25.0
C1139300	C3139300	90°	30.0	12	71	4.2 - 30.0
C1139310	C3139310	90°	31.0	12	71	4.2 - 31.0

▶ TiN & TiCN coating are available on your request.

Cutter Dia. Tolerance(mm)	Shank Dia. Tolerance(mm)	Point Angle Tolerance(°)
±0.05	h9	+0/−1

◎ : Excellent ○ : Good

ISO	P											M			K					
Material Description	Non-alloy steel					Low alloy steel				High alloyed steel, and tool steel		Stainless steel			Grey cast iron		Nodular cast iron		Malleable cast iron	
VDI 3323	1	2	3	4	5	6	7	8	9	10	11	12	13	14	15	16	17	18	19	20
HRc		13	25	28	32	10	29	32	38	15	35	15	23	10	10	26	3	25		21
HB	125	190	250	270	300	180	275	300	350	200	325	200	240	180	180	260	160	250	130	230
Recommended	◎	◎	○	○	○							○	○	○	◎	○	○	○	○	○

ISO	N										S							H			
Material Description	Aluminum-wrought alloy		Aluminum-cast, alloyed			Copper and Copper Alloys (Bronze / Brass)			Non Metallic Materials		Heat Resistant Super Alloys					Titanium Alloys		Hardened steel		Chilled Cast Iron	Hardened Cast Iron
VDI 3323	21	22	23	24	25	26	27	28	29	30	31	32	33	34	35	36	37	38	39	40	41
HRc											15	30	25	38	34			55	60	42	55
HB	60	100	75	90	130	110	90	100			200	280	250	350	320	400Rm	1050Rm	550	630	400	550
Recommended	◎	○	○	○	○	○	○	○													