STRAIGHT SHANK DRILLS

D1125 SERIES

HSS, STRAIGHT SHANK TWIST DRILLS

JOBBER

HSS, SPIRALBOHRER mit ZYLINDERSCHAFT — *KURZ*

Forets HSS, queue cylindrique, série courte — *COURTE*

PUNTE ELICOIDALI, GAMBO CILINDRICO, HSS — *CORTA*

▶**Surface treatment** : Bright Finish
▶**Application** : Drilling steels, cast steels alloyed and non-alloyed, grey cast iron, malleable cast iron and graphite.

▶**Oberflächenbehandlung** : Helle Beschaffenheit
▶**Verwendung** : Zum Bohren von Stahl und Stahlguß, Grauguß, Temperguß, Sphäroguß, Sintereisen, Graphite.





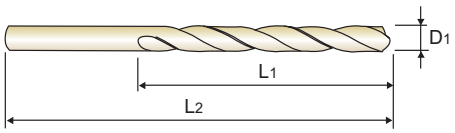

DIN 338 | HSS | N 20~30° | h8 | 118° | Bright p.A262

Recommended ToolHolder — Plain Shank / ER COLLET CHUCK

Unit : mm

EDP No.	Drill Diameter D1	Flute Length L1	Overall Length L2
D1125020	2.0	24	49
D1125021	2.1	24	49
D1125022	2.2	27	53
D1125023	2.3	27	53
D1125024	2.4	30	57
D1125025	2.5	30	57
D1125026	2.6	30	57
D1125027	2.7	33	61
D1125028	2.8	33	61
D1125029	2.9	33	61
D1125030	3.0	33	61
D1125031	3.1	36	65
D1125032	3.2	36	65
D1125033	3.3	36	65
D1125034	3.4	39	70
D1125035	3.5	39	70
D1125036	3.6	39	70
D1125037	3.7	39	70
D1125038	3.8	43	75
D1125039	3.9	43	75
D1125040	4.0	43	75
D1125041	4.1	43	75
D1125042	4.2	43	75
D1125043	4.3	47	80
D1125044	4.4	47	80
D1125045	4.5	47	80

EDP No.	Drill Diameter D1	Flute Length L1	Overall Length L2
D1125046	4.6	47	80
D1125047	4.7	47	80
D1125048	4.8	52	86
D1125049	4.9	52	86
D1125050	5.0	52	86
D1125051	5.1	52	86
D1125052	5.3	52	86
D1125053	5.3	52	86
D1125054	5.4	57	93
D1125055	5.5	57	93
D1125056	5.6	57	93
D1125057	5.7	57	93
D1125058	5.8	57	93
D1125059	5.9	57	93
D1125060	6.0	57	93
D1125061	6.1	63	101
D1125062	6.2	63	101
D1125063	6.3	63	101
D1125064	6.4	63	101
D1125065	6.5	63	101
D1125066	6.6	63	101
D1125067	6.7	63	101
D1125068	6.8	69	109
D1125069	6.9	69	109
D1125070	7.0	69	109
D1125071	7.1	69	109

▶ NEXT PAGE

◎ : Excellent ○ : Good

ISO	P											M			K					
Material Description	Non-alloy steel					Low alloy steel				High alloyed steel, and tool steel		Stainless steel			Grey cast iron		Nodular cast iron		Malleable cast iron	
VDI 3323	1	2	3	4	5	6	7	8	9	10	11	12	13	14	15	16	17	18	19	20
HRc		13	25	28	32	10	29	32	38	15	35	15	23	10	10	26	3	25		21
HB	125	190	250	270	300	180	275	300	350	200	325	200	240	180	180	260	160	250	130	230
Recommended	◎	◎	◎	○		◎	○	○		○		○	○	○	○	○	○		○	

ISO	N										S							H			
Material Description	Aluminum-wrought alloy		Aluminum-cast, alloyed			Copper and Copper Alloys (Bronze / Brass)			Non Metallic Materials		Heat Resistant Super Alloys					Titanium Alloys		Hardened steel		Chilled Cast Iron	Hardened Cast Iron
VDI 3323	21	22	23	24	25	26	27	28	29	30	31	32	33	34	35	36	37	38	39	40	41
HRc											15	30	25	38	34			55	60	42	55
HB	60	100	75	90	130	110	90	100			200	280	250	350	320	400 Rm	1050 Rm	550	630	400	550
Recommended	○	○	○						○							○					

phone:+82-32-526-0909, www.yg1.solutions, E-mail:yg1@yg1.solutions
YG-1 CO., LTD.

STRAIGHT SHANK DRILLS

D1125 SERIES

HSS, STRAIGHT SHANK TWIST DRILLS

JOBBER

HSS, SPIRALBOHRER mit ZYLINDERSCHAFT
Forets HSS, queue cylindrique, série courte
PUNTE ELICOIDALI, GAMBO CILINDRICO, HSS

KURZ
COURTE
CORTA

▶**Surface treatment** : Bright Finish
▶**Application** : Drilling steels, cast steels alloyed and non-alloyed, grey cast iron, malleable cast iron and graphite.

▶**Oberflächenbehandlung** : Helle Beschaffenheit
▶**Verwendung** : Zum Bohren von Stahl und Stahlguß, Grauguß, Temperguß, Sphäroguß, Sintereisen, Graphite.

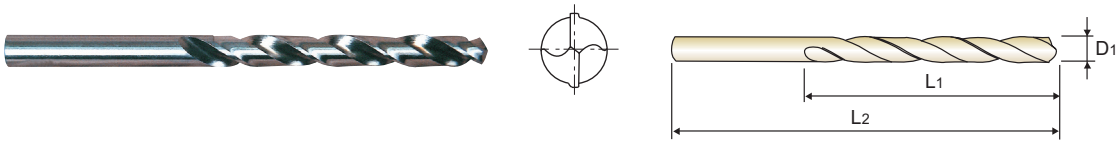

DIN 338 | HSS | N 20~30° | h8 | 118° | Bright

p.A262

Recommended ToolHolder: Plain Shank, ER COLLET CHUCK

Unit : mm

EDP No.	Drill Diameter D1	Flute Length L1	Overall Length L2
D1125072	7.2	69	109
D1125073	7.3	69	109
D1125074	7.4	69	109
D1125075	7.5	69	109
D1125076	7.6	75	117
D1125077	7.7	75	117
D1125078	7.8	75	117
D1125079	7.9	75	117
D1125080	8.0	75	117
D1125081	8.1	75	117
D1125082	8.2	75	117
D1125083	8.3	75	117
D1125084	8.4	75	117
D1125085	8.5	75	117
D1125086	8.6	81	125
D1125087	8.7	81	125
D1125088	8.8	81	125
D1125089	8.9	81	125
D1125090	9.0	81	125
D1125091	9.1	81	125
D1125092	9.2	81	125
D1125093	9.3	81	125
D1125094	9.4	81	125
D1125095	9.5	81	125
D1125096	9.6	87	133
D1125097	9.7	87	133

EDP No.	Drill Diameter D1	Flute Length L1	Overall Length L2
D1125098	9.8	87	133
D1125099	9.9	87	133
D1125100	10.0	87	133
D1125101	10.1	87	133
D1125102	10.2	87	133
D1125103	10.3	87	133
D1125104	10.4	87	133
D1125105	10.5	87	133
D1125106	10.6	87	133
D1125107	10.7	94	142
D1125108	10.8	94	142
D1125109	10.9	94	142
D1125110	11.0	94	142
D1125111	11.1	94	142
D1125112	11.2	94	142
D1125113	11.3	94	142
D1125114	11.4	94	142
D1125115	11.5	94	142
D1125116	11.6	94	142
D1125117	11.7	94	142
D1125118	11.8	94	142
D1125119	11.9	101	151
D1125120	12.0	101	151
D1125121	12.1	101	151
D1125122	12.2	101	151
D1125123	12.3	101	151

▶ NEXT PAGE

◎ : Excellent ○ : Good

ISO	P											M			K					
Material Description	Non-alloy steel					Low alloy steel				High alloyed steel, and tool steel		Stainless steel			Grey cast iron		Nodular cast iron		Malleable cast iron	
VDI 3323	1	2	3	4	5	6	7	8	9	10	11	12	13	14	15	16	17	18	19	20
HRc		13	25	28	32	10	29	32	38	15	35	15	23	10	10	26	3	25		21
HB	125	190	250	270	300	180	275	300	350	200	325	200	240	180	180	260	160	250	130	230
Recommended	◎	◎	◎	○		◎	○	○		○		○	○	○	○	○	○		○	

ISO	N										S					H				
Material Description	Aluminum-wrought alloy		Aluminum-cast, alloyed			Copper and Copper Alloys (Bronze / Brass)			Non Metallic Materials		Heat Resistant Super Alloys					Titanium Alloys		Hardened steel		Chilled Cast Iron	Hardened Cast Iron
VDI 3323	21	22	23	24	25	26	27	28	29	30	31	32	33	34	35	36	37	38	39	40	41
HRc											15	30	25	38	34			55	60	42	55
HB	60	100	75	90	130	110	90	100			200	280	250	350	320	400 Rm	1050 Rm	550	630	400	550
Recommended	○	○	○						○							○					

STRAIGHT SHANK DRILLS

D1125 SERIES

HSS, STRAIGHT SHANK TWIST DRILLS

JOBBER

HSS, SPIRALBOHRER mit ZYLINDERSCHAFT — *KURZ*

Forets HSS, queue cylindrique, série courte — *COURTE*

PUNTE ELICOIDALI, GAMBO CILINDRICO, HSS — *CORTA*

▶**Surface treatment** : Bright Finish
▶**Application** : Drilling steels, cast steels alloyed and non-alloyed, grey cast iron, malleable cast iron and graphite.

▶**Oberflächenbehandlung** : Helle Beschaffenheit
▶**Verwendung** : Zum Bohren von Stahl und Stahlguß, Grauguß, Temperguß, Sphäroguß, Sintereisen, Graphite.





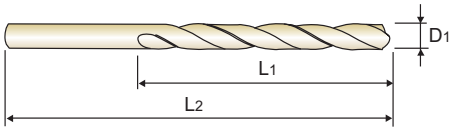

DIN 338 | HSS | N 20~30° | h8 | 118° | Bright

p.A262

Recommended ToolHolder — Plain Shank — ER COLLET CHUCK

Unit : mm

EDP No.	Drill Diameter D1	Flute Length L1	Overall Length L2
D1125124	12.4	101	151
D1125125	12.5	101	151
D1125126	12.6	101	151
D1125127	12.7	101	151
D1125128	12.8	101	151
D1125129	12.9	101	151
D1125130	13.0	101	151
D1125132	13.2	101	151
D1125133	13.3	108	160
D1125135	13.5	108	160
D1125140	14.0	108	160
D1125145	14.5	114	169

EDP No.	Drill Diameter D1	Flute Length L1	Overall Length L2
D1125150	15.0	114	169
D1125155	15.5	120	178
D1125160	16.0	120	178
D1125165	16.5	125	184
D1125170	17.0	125	184
D1125175	17.5	130	191
D1125180	18.0	130	191
D1125185	18.5	135	198
D1125190	19.0	135	198
D1125195	19.5	140	205
D1125200	20.0	140	205

◎ : Excellent ○ : Good

ISO	P											M			K					
Material Description	Non-alloy steel					Low alloy steel				High alloyed steel, and tool steel		Stainless steel			Grey cast iron		Nodular cast iron		Malleable cast iron	
VDI 3323	1	2	3	4	5	6	7	8	9	10	11	12	13	14	15	16	17	18	19	20
HRc		13	25	28	32	10	29	32	38	15	35	15	23	10	10	26	3	25		21
HB	125	190	250	270	300	180	275	300	350	200	325	200	240	180	180	260	160	250	130	230
Recommended	◎	◎	◎	○		◎	○	○		○		○	○	○	○	○	○		○	

ISO	N										S							H			
Material Description	Aluminum-wrought alloy		Aluminum-cast, alloyed			Copper and Copper Alloys (Bronze / Brass)			Non Metallic Materials		Heat Resistant Super Alloys					Titanium Alloys		Hardened steel		Chilled Cast Iron	Hardened Cast Iron
VDI 3323	21	22	23	24	25	26	27	28	29	30	31	32	33	34	35	36	37	38	39	40	41
HRc											15	30	25	38	34			55	60	42	55
HB	60	100	75	90	130	110	90	100			200	280	250	350	320	400 Rm	1050 Rm	550	630	400	550
Recommended	○	○	○						○							○					

phone:+82-32-526-0909, www.yg1.solutions, E-mail:yg1@yg1.solutions
YG-1 CO., LTD.