GOLD-P DRILLS

D1GP165 SERIES

HSS, STRAIGHT SHANK DRILLS, GOLD-P COATED

JOBBER

HSS SPIRALBOHRER, GOLD-P BESCHICHTET — **KURZ**
Forets GOLD-P HSS queue cylindrique revêtus, série courte — **COURTE**
PUNTE IN HSS, GAMBO CILINDRICO, GOLD-P — **CORTA**

▶**Flute Geometry** : Right hand helix
▶**Point Angle** : 118˚, Normal point
▶**Surface treatment** : Bright body, TiN coating on working area
▶**Application** : Drilling unalloyed and alloyed steels, stainless steels as well as certain cast irons, non-ferrous and heat resistant materials

▶**Nutenform** : Rechtsspirale
▶**Spitzenwinkel** : 118° Normalanschliff
▶**Oberfläche** : Blank mit TiN-Beschichtung im Arbeitsbereich
▶**Anwendung** : Bohren von unlegierten und legierten Stählen, nichtrostenden Stählen sowie bestimmten Gusseisen, Nichteisenmetallen und hitzebeständigen Werkstoffen


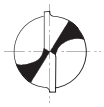
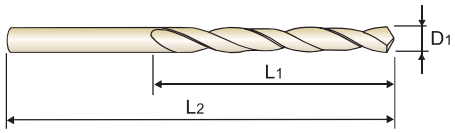

DIN 338 | HSS | N ≈30° | h8 | 118° | TiN

p.A207

Recommended ToolHolder: Plain Shank, ER COLLET CHUCK

Unit : mm

EDP No.	Drill Diameter D1	Flute Length L1	Overall Length L2
D1GP165016	1.6	20	43
D1GP165017	1.7	20	43
D1GP165018	1.8	22	46
D1GP165019	1.9	22	46
D1GP165020	2.0	24	49
D1GP165021	2.1	24	49
D1GP165022	2.2	27	53
D1GP165023	2.3	27	53
D1GP165024	2.4	30	57
D1GP165025	2.5	30	57
D1GP165026	2.6	30	57
D1GP165027	2.7	33	61
D1GP165028	2.8	33	61
D1GP165029	2.9	33	61
D1GP165030	3.0	33	61
D1GP165031	3.1	36	65
D1GP165032	3.2	36	65
D1GP165033	3.3	36	65
D1GP165034	3.4	39	70
D1GP165035	3.5	39	70
D1GP165036	3.6	39	70
D1GP165037	3.7	39	70
D1GP165038	3.8	43	75
D1GP165039	3.9	43	75
D1GP165040	4.0	43	75
D1GP165041	4.1	43	75

EDP No.	Drill Diameter D1	Flute Length L1	Overall Length L2
D1GP165042	4.2	43	75
D1GP165043	4.3	47	80
D1GP165044	4.4	47	80
D1GP165045	4.5	47	80
D1GP165046	4.6	47	80
D1GP165047	4.7	47	80
D1GP165048	4.8	52	86
D1GP165049	4.9	52	86
D1GP165050	5.0	52	86
D1GP165051	5.1	52	86
D1GP165052	5.2	52	86
D1GP165053	5.3	52	86
D1GP165054	5.4	57	93
D1GP165055	5.5	57	93
D1GP165056	5.6	57	93
D1GP165057	5.7	57	93
D1GP165058	5.8	57	93
D1GP165059	5.9	57	93
D1GP165060	6.0	57	93
D1GP165061	6.1	63	101
D1GP165062	6.2	63	101
D1GP165063	6.3	63	101
D1GP165064	6.4	63	101
D1GP165065	6.5	63	101
D1GP165066	6.6	63	101
D1GP165067	6.7	63	101

▶ NEXT PAGE

◎ : Excellent ○ : Good

ISO	P											M			K					
Material Description	Non-alloy steel					Low alloy steel				High alloyed steel, and tool steel		Stainless steel			Grey cast iron		Nodular cast iron		Malleable cast iron	
VDI 3323	1	2	3	4	5	6	7	8	9	10	11	12	13	14	15	16	17	18	19	20
HRc		13	25	28	32	10	29	32	38	15	35	15	23	10	10	26	3	25		21
HB	125	190	250	270	300	180	275	300	350	200	325	200	240	180	180	260	160	250	130	230
Recommended	◎	◎	◎	○		◎	○	○		○		◎	○	○	○	○	○		○	

ISO	N										S							H			
Material Description	Aluminum-wrought alloy		Aluminum-cast, alloyed			Copper and Copper Alloys (Bronze / Brass)			Non Metallic Materials		Heat Resistant Super Alloys					Titanium Alloys		Hardened steel		Chilled Cast Iron	Hardened Cast Iron
VDI 3323	21	22	23	24	25	26	27	28	29	30	31	32	33	34	35	36	37	38	39	40	41
HRc											15	30	25	38	34			55	60	42	55
HB	60	100	75	90	130	110	90	100			200	280	250	350	320	400 Rm	1050 Rm	550	630	400	550
Recommended	○	○	○						○							○					

GOLD-P DRILLS

D1GP165 SERIES

HSS, STRAIGHT SHANK DRILLS, GOLD-P COATED

JOBBER

HSS SPIRALBOHRER, GOLD-P BESCHICHTET — **KURZ**

Forets GOLD-P HSS queue cylindrique revêtus, série courte — **COURTE**

PUNTE IN HSS, GAMBO CILINDRICO, GOLD-P — **CORTA**

- ▶**Flute Geometry** : Right hand helix
- ▶**Point Angle** : 118˚, Normal point
- ▶**Surface treatment** : Bright body, TiN coating on working area
- ▶**Application** : Drilling unalloyed and alloyed steels, stainless steels as well as certain cast irons, non-ferrous and heat resistant materials

- ▶**Nutenform** : Rechtsspirale
- ▶**Spitzenwinkel** : 118° Normalanschliff
- ▶**Oberfläche** : Blank mit TiN-Beschichtung im Arbeitsbereich
- ▶**Anwendung** : Bohren von unlegierten und legierten Stählen, nichtrostenden Stählen sowie bestimmten Gusseisen, Nichteisenmetallen und hitzebeständigen Werkstoffen



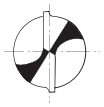

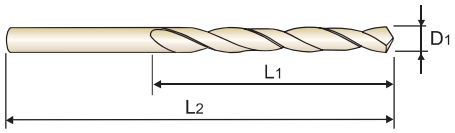

DIN 338 | HSS | N ≈ 30° | h8 | 118° | TiN

p.A207

Recommended ToolHolder — Plain Shank — ER COLLET CHUCK

Unit : mm

EDP No.	Drill Diameter D1	Flute Length L1	Overall Length L2
D1GP165068	6.8	69	109
D1GP165069	6.9	69	109
D1GP165070	7.0	69	109
D1GP165071	7.1	69	109
D1GP165072	7.2	69	109
D1GP165073	7.3	69	109
D1GP165074	7.4	69	109
D1GP165075	7.5	69	109
D1GP165076	7.6	75	117
D1GP165077	7.7	75	117
D1GP165078	7.8	75	117
D1GP165079	7.9	75	117
D1GP165080	8.0	75	117
D1GP165081	8.1	75	117
D1GP165082	8.2	75	117
D1GP165083	8.3	75	117
D1GP165084	8.4	75	117
D1GP165085	8.5	75	117
D1GP165086	8.6	81	125
D1GP165087	8.7	81	125
D1GP165088	8.8	81	125
D1GP165089	8.9	81	125
D1GP165090	9.0	81	125
D1GP165091	9.1	81	125
D1GP165092	9.2	81	125
D1GP165093	9.3	81	125

EDP No.	Drill Diameter D1	Flute Length L1	Overall Length L2
D1GP165094	9.4	81	125
D1GP165095	9.5	81	125
D1GP165096	9.6	87	133
D1GP165097	9.7	87	133
D1GP165098	9.8	87	133
D1GP165099	9.9	87	133
D1GP165100	10.0	87	133
D1GP165101	10.1	87	133
D1GP165102	10.2	87	133
D1GP165103	10.3	87	133
D1GP165104	10.4	87	133
D1GP165105	10.5	87	133
D1GP165106	10.6	87	133
D1GP165107	10.7	94	142
D1GP165108	10.8	94	142
D1GP165109	10.9	94	142
D1GP165110	11.0	94	142
D1GP165111	11.1	94	142
D1GP165112	11.2	94	142
D1GP165113	11.3	94	142
D1GP165114	11.4	94	142
D1GP165115	11.5	94	142
D1GP165116	11.6	94	142
D1GP165117	11.7	94	142
D1GP165118	11.8	94	142
D1GP165119	11.9	101	151

▶ NEXT PAGE

◎ : Excellent ○ : Good

ISO	P											M			K					
Material Description	Non-alloy steel					Low alloy steel				High alloyed steel, and tool steel		Stainless steel			Grey cast iron		Nodular cast iron		Malleable cast iron	
VDI 3323	1	2	3	4	5	6	7	8	9	10	11	12	13	14	15	16	17	18	19	20
HRc		13	25	28	32	10	29	32	38	15	35	15	23	10	10	26	3	25		21
HB	125	190	250	270	300	180	275	300	350	200	325	200	240	180	180	260	160	250	130	230
Recommended	◎	◎	◎	○		◎	○	○		○		◎	○	○	○	○	○		○	

ISO	N										S							H			
Material Description	Aluminum-wrought alloy		Aluminum-cast, alloyed			Copper and Copper Alloys (Bronze / Brass)			Non Metallic Materials		Heat Resistant Super Alloys					Titanium Alloys		Hardened steel		Chilled Cast Iron	Hardened Cast Iron
VDI 3323	21	22	23	24	25	26	27	28	29	30	31	32	33	34	35	36	37	38	39	40	41
HRc											15	30	25	38	34			55	60	42	55
HB	60	100	75	90	130	110	90	100			200	280	250	350	320	400 Rm	1050 Rm	550	630	400	550
Recommended	○	○	○						○							○					

phone:+82-32-526-0909, www.yg1.solutions, E-mail:yg1@yg1.solutions
YG-1 CO., LTD.

GOLD-P DRILLS

D1GP165 SERIES

HSS, STRAIGHT SHANK DRILLS, GOLD-P COATED

JOBBER

HSS SPIRALBOHRER, GOLD-P BESCHICHTET — *KURZ*

Forets GOLD-P HSS queue cylindrique revêtus, série courte — *COURTE*

PUNTE IN HSS, GAMBO CILINDRICO, GOLD-P — *CORTA*

▶**Flute Geometry** : Right hand helix
▶**Point Angle** : 118˚, Normal point
▶**Surface treatment** : Bright body, TiN coating on working area
▶**Application** : Drilling unalloyed and alloyed steels, stainless steels as well as certain cast irons, non-ferrous and heat resistant materials

▶**Nutenform** : Rechtsspirale
▶**Spitzenwinkel** : 118° Normalanschliff
▶**Oberfläche** : Blank mit TiN-Beschichtung im Arbeitsbereich
▶**Anwendung** : Bohren von unlegierten und legierten Stählen, nichtrostenden Stählen sowie bestimmten Gusseisen, Nichteisenmetallen und hitzebeständigen Werkstoffen

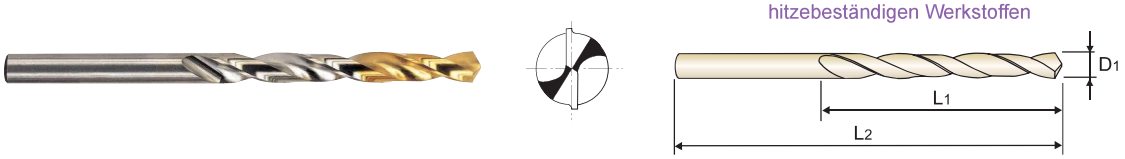

DIN 338 | HSS | N ≈30° | h8 | 118° | TiN

p.A207

Recommended ToolHolder: Plain Shank, ER COLLET CHUCK

Unit : mm

EDP No.	Drill Diameter D1	Flute Length L1	Overall Length L2
D1GP165120	12.0	101	151
D1GP165121	12.1	101	151
D1GP165122	12.2	101	151
D1GP165123	12.3	101	151
D1GP165124	12.4	101	151
D1GP165125	12.5	101	151

EDP No.	Drill Diameter D1	Flute Length L1	Overall Length L2
D1GP165126	12.6	101	151
D1GP165127	12.7	101	151
D1GP165128	12.8	101	151
D1GP165129	12.9	101	151
D1GP165130	13.0	101	151

◎ : Excellent ○ : Good

ISO	P											M			K					
Material Description	Non-alloy steel					Low alloy steel				High alloyed steel, and tool steel		Stainless steel			Grey cast iron		Nodular cast iron		Malleable cast iron	
VDI 3323	1	2	3	4	5	6	7	8	9	10	11	12	13	14	15	16	17	18	19	20
HRc		13	25	28	32	10	29	32	38	15	35	15	23	10	10	26	3	25		21
HB	125	190	250	270	300	180	275	300	350	200	325	200	240	180	180	260	160	250	130	230
Recommended	◎	◎	◎	○		◎	○	○		○		◎	○	○	○	○	○		○	

ISO	N										S					H				
Material Description	Aluminum-wrought alloy		Aluminum-cast, alloyed			Copper and Copper Alloys (Bronze / Brass)			Non Metallic Materials		Heat Resistant Super Alloys					Titanium Alloys		Hardened steel		Chilled Cast Iron	Hardened Cast Iron
VDI 3323	21	22	23	24	25	26	27	28	29	30	31	32	33	34	35	36	37	38	39	40	41
HRc											15	30	25	38	34			55	60	42	55
HB	60	100	75	90	130	110	90	100			200	280	250	350	320	400 Rm	1050 Rm	550	630	400	550
Recommended	○	○	○						○							○					