DREAM DRILLS - PRO

DGN506 SERIES

CARBIDE, DREAM DRILLS PRO WITH COOLANT HOLES

SHORT
KURZ
COURTE
CORTA

VHM DREAM DRILLS PRO BOHRER MIT INNENKÜHLUNG
FORETS DREAM DRILLS CARBURE MONOBLOC – PRO, AVEC ARROSAGE CENTRAL
MD, DREAM DRILL PRO CON FORI DI REFRIGERAZIONE

- Drilling for Carbon Steels, Alloy Steels (HB225-325), Pre-hardened Steels (HRc30-50), Cast Iron
- Wave shape cutting edge to improve chip formation for low cutting force
- Helical thinning for low thrust, stable torque and good chip breakage
- Extremely high hardness and heat resistance due to YG-1 special Z-Coating technology

- Bohren für Kohlenstoffstähle, legierte Stähle (HB225-325), vorvergütete Stähle (HRc30-50), Gusseisen
- Wellenförmige Schneidkante zur Verbesserung der Spanbildung und für geringe Schnittkräfte
- Spiralförmige Ausspitzung für geringe Axialkräfte, niedrige Schnittmomente und verbesserten Spanbruch
- Extrem hohe Härte und Hitzebeständigkeit durch die spezielle Z-Beschichtungstechnologie von YG-1





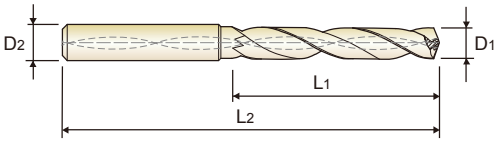

DIN 6537 | CARBIDE | 30° | h6 | m7 | 140° | 20 bar | Z Coating

p.A75

3 × D

Recommended ToolHolder: Plain Shank — HYDRAULIC CHUCK, SHRINK FIT HOLDER, ER COLLET CHUCK

Unit : mm

EDP No.	Drill Diameter	Shank Diameter	Flute Length	Overall Length
Z-Coating	D1	D2	L1	L2
DGN506030	3.0	6	20	62
DGN506031	3.1	6	20	62
DGN506032	3.2	6	20	62
DGN506033	3.3	6	20	62
DGN506034	3.4	6	20	62
DGN506035	3.5	6	20	62
DGN506036	3.6	6	20	62
DGN506037	3.7	6	20	62
DGN506038	3.8	6	24	66
DGN506039	3.9	6	24	66
DGN506040	4.0	6	24	66
DGN506041	4.1	6	24	66
DGN506042	4.2	6	24	66
DGN506043	4.3	6	24	66
DGN506044	4.4	6	24	66
DGN506045	4.5	6	24	66
DGN506046	4.6	6	24	66
DGN506047	4.7	6	24	66
DGN506048	4.8	6	28	66
DGN506049	4.9	6	28	66
DGN506050	5.0	6	28	66
DGN506051	5.1	6	28	66
DGN506052	5.2	6	28	66
DGN506053	5.3	6	28	66

EDP No.	Drill Diameter	Shank Diameter	Flute Length	Overall Length
Z-Coating	D1	D2	L1	L2
DGN506054	5.4	6	28	66
DGN506055	5.5	6	28	66
DGN506056	5.6	6	28	66
DGN506057	5.7	6	28	66
DGN506058	5.8	6	28	66
DGN506059	5.9	6	28	66
DGN506060	6.0	6	28	66
DGN506061	6.1	8	34	79
DGN506062	6.2	8	34	79
DGN506063	6.3	8	34	79
DGN506064	6.4	8	34	79
DGN506065	6.5	8	34	79
DGN506066	6.6	8	34	79
DGN506067	6.7	8	34	79
DGN506068	6.8	8	34	79
DGN506069	6.9	8	34	79
DGN506070	7.0	8	34	79
DGN506071	7.1	8	41	79
DGN506072	7.2	8	41	79
DGN506073	7.3	8	41	79
DGN506074	7.4	8	41	79
DGN506075	7.5	8	41	79
DGN506076	7.6	8	41	79
DGN506077	7.7	8	41	79

▶ Other shank types are available on your request.

▶ NEXT PAGE

◎ : Excellent ○ : Good

ISO	P											M			K					
Material Description	Non-alloy steel					Low alloy steel				High alloyed steel, and tool steel		Stainless steel			Grey cast iron		Nodular cast iron		Malleable cast iron	
VDI 3323	1	2	3	4	5	6	7	8	9	10	11	12	13	14	15	16	17	18	19	20
HRc		13	25	28	32	10	29	32	38	15	35	15	23	10	10	26	3	25		21
HB	125	190	250	270	300	180	275	300	350	200	325	200	240	180	180	260	160	250	130	230
Recommend		◎	◎	◎	○	◎	◎	○	○	◎	○	○	○		◎	○	◎	○	◎	○

ISO	N										S							H			
Material Description	Aluminum-wrought alloy		Aluminum-cast, alloyed			Copper and Copper Alloys (Bronze / Brass)			Non Metallic Materials		Heat Resistant Super Alloys					Titanium Alloys		Hardened steel		Chilled Cast Iron	Hardened Cast Iron
VDI 3323	21	22	23	24	25	26	27	28	29	30	31	32	33	34	35	36	37	38	39	40	41
HRc											15	30	25	38	34			55	60	42	55
HB	60	100	75	90	130	110	90	100			200	280	250	350	320	400 Rm	1050 Rm	550	630	400	550
Recommend																		○			

phone:+82-32-526-0909, www.yg1.solutions, E-mail:yg1@yg1.solutions
YG-1 CO., LTD.

DREAM DRILLS - PRO

DGN506 SERIES

CARBIDE, DREAM DRILLS PRO WITH COOLANT HOLES

SHORT
KURZ
COURTE
CORTA

VHM DREAM DRILLS PRO BOHRER MIT INNENKÜHLUNG
FORETS DREAM DRILLS CARBURE MONOBLOC – PRO, AVEC ARROSAGE CENTRAL
MD, DREAM DRILL PRO CON FORI DI REFRIGERAZIONE

- Drilling for Carbon Steels, Alloy Steels (HB225-325), Pre-hardened Steels (HRc30-50), Cast Iron
- Wave shape cutting edge to improve chip formation for low cutting force
- Helical thinning for low thrust, stable torque and good chip breakage
- Extremely high hardness and heat resistance due to YG-1 special Z-Coating technology

- Bohren für Kohlenstoffstähle, legierte Stähle (HB225-325), vorvergütete Stähle (HRc30-50), Gusseisen
- Wellenförmige Schneidkante zur Verbesserung der Spanbildung und für geringe Schnittkräfte
- Spiralförmige Ausspitzung für geringe Axialkräfte, niedrige Schnittmomente und verbesserten Spanbruch
- Extrem hohe Härte und Hitzebeständigkeit durch die spezielle Z-Beschichtungstechnologie von YG-1





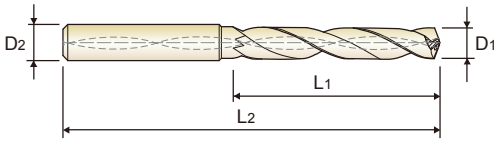

DIN 6537 | CARBIDE | 30° | h6 | m7 | 140° | 20 bar | Z Coating

p.A75

3 × D

Recommended ToolHolder: Plain Shank — HYDRAULIC CHUCK, SHRINK FIT HOLDER, ER COLLET CHUCK

Unit : mm

EDP No.	Drill Diameter	Shank Diameter	Flute Length	Overall Length
Z-Coating	D1	D2	L1	L2
DGN506078	7.8	8	41	79
DGN506079	7.9	8	41	79
DGN506080	8.0	8	41	79
DGN506081	8.1	10	47	89
DGN506082	8.2	10	47	89
DGN506083	8.3	10	47	89
DGN506084	8.4	10	47	89
DGN506085	8.5	10	47	89
DGN506086	8.6	10	47	89
DGN506087	8.7	10	47	89
DGN506088	8.8	10	47	89
DGN506089	8.9	10	47	89
DGN506090	9.0	10	47	89
DGN506091	9.1	10	47	89
DGN506092	9.2	10	47	89
DGN506093	9.3	10	47	89
DGN506094	9.4	10	47	89
DGN506095	9.5	10	47	89
DGN506096	9.6	10	47	89
DGN506097	9.7	10	47	89
DGN506098	9.8	10	47	89
DGN506099	9.9	10	47	89
DGN506100	10.0	10	47	89
DGN506101	10.1	12	55	102

EDP No.	Drill Diameter	Shank Diameter	Flute Length	Overall Length
Z-Coating	D1	D2	L1	L2
DGN506102	10.2	12	55	102
DGN506103	10.3	12	55	102
DGN506104	10.4	12	55	102
DGN506105	10.5	12	55	102
DGN506106	10.6	12	55	102
DGN506107	10.7	12	55	102
DGN506108	10.8	12	55	102
DGN506109	10.9	12	55	102
DGN506110	11.0	12	55	102
DGN506111	11.1	12	55	102
DGN506112	11.2	12	55	102
DGN506113	11.3	12	55	102
DGN506114	11.4	12	55	102
DGN506115	11.5	12	55	102
DGN506116	11.6	12	55	102
DGN506117	11.7	12	55	102
DGN506118	11.8	12	55	102
DGN506119	11.9	12	55	102
DGN506120	12.0	12	55	102
DGN506125	12.5	14	60	107
DGN506130	13.0	14	60	107
DGN506135	13.5	14	60	107
DGN506140	14.0	14	60	107
DGN506145	14.5	16	65	115

▶ Other shank types are available on your request.

▶ NEXT PAGE

◎ : Excellent ○ : Good

ISO	P											M			K					
Material Description	Non-alloy steel					Low alloy steel				High alloyed steel, and tool steel		Stainless steel			Grey cast iron		Nodular cast iron		Malleable cast iron	
VDI 3323	1	2	3	4	5	6	7	8	9	10	11	12	13	14	15	16	17	18	19	20
HRc		13	25	28	32	10	29	32	38	15	35	15	23	10	10	26	3	25		21
HB	125	190	250	270	300	180	275	300	350	200	325	200	240	180	180	260	160	250	130	230
Recommend		◎	◎	◎	○	◎	◎	○	○	◎	○	○	○		◎	○	◎	○	◎	○

ISO	N										S							H			
Material Description	Aluminum-wrought alloy		Aluminum-cast, alloyed			Copper and Copper Alloys (Bronze / Brass)			Non Metallic Materials		Heat Resistant Super Alloys					Titanium Alloys		Hardened steel		Chilled Cast Iron	Hardened Cast Iron
VDI 3323	21	22	23	24	25	26	27	28	29	30	31	32	33	34	35	36	37	38	39	40	41
HRc											15	30	25	38	34			55	60	42	55
HB	60	100	75	90	130	110	90	100			200	280	250	350	320	400 Rm	1050 Rm	550	630	400	550
Recommend																		○			

DREAM DRILLS - PRO

DGN506 SERIES

CARBIDE, DREAM DRILLS PRO WITH COOLANT HOLES

SHORT
KURZ
COURTE
CORTA

VHM DREAM DRILLS PRO BOHRER MIT INNENKÜHLUNG
FORETS DREAM DRILLS CARBURE MONOBLOC – PRO, AVEC ARROSAGE CENTRAL
MD, DREAM DRILL PRO CON FORI DI REFRIGERAZIONE

- Drilling for Carbon Steels, Alloy Steels (HB225-325), Pre-hardened Steels (HRc30-50), Cast Iron
- Wave shape cutting edge to improve chip formation for low cutting force
- Helical thinning for low thrust, stable torque and good chip breakage
- Extremely high hardness and heat resistance due to YG-1 special Z-Coating technology

- Bohren für Kohlenstoffstähle, legierte Stähle (HB225-325), vorvergütete Stähle (HRc30-50), Gusseisen
- Wellenförmige Schneidkante zur Verbesserung der Spanbildung und für geringe Schnittkräfte
- Spiralförmige Ausspitzung für geringe Axialkräfte, niedrige Schnittmomente und verbesserten Spanbruch
- Extrem hohe Härte und Hitzebeständigkeit durch die spezielle Z-Beschichtungstechnologie von YG-1





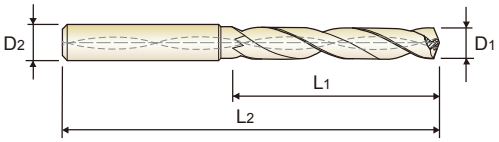

DIN 6537 | CARBIDE | 30° | h6 | m7 | 140° | 20 bar | Z Coating

p.A75

3 × D

Recommended ToolHolder: Plain Shank, HYDRAULIC CHUCK, SHRINK FIT HOLDER, ER COLLET CHUCK

Unit : mm

EDP No.	Drill Diameter	Shank Diameter	Flute Length	Overall Length
Z-Coating	D1	D2	L1	L2
DGN506150	15.0	16	65	115
DGN506155	15.5	16	65	115
DGN506160	16.0	16	65	115
DGN506165	16.5	18	73	123
DGN506170	17.0	18	73	123
DGN506175	17.5	18	73	123

EDP No.	Drill Diameter	Shank Diameter	Flute Length	Overall Length
Z-Coating	D1	D2	L1	L2
DGN506180	18.0	18	73	123
DGN506185	18.5	20	79	131
DGN506190	19.0	20	79	131
DGN506195	19.5	20	79	131
DGN506200	20.0	20	79	131

- Other shank types are available on your request.

◎ : Excellent ○ : Good

ISO	P											M			K					
Material Description	Non-alloy steel					Low alloy steel				High alloyed steel, and tool steel		Stainless steel			Grey cast iron		Nodular cast iron		Malleable cast iron	
VDI 3323	1	2	3	4	5	6	7	8	9	10	11	12	13	14	15	16	17	18	19	20
HRc		13	25	28	32	10	29	32	38	15	35	15	23	10	10	26	3	25		21
HB	125	190	250	270	300	180	275	300	350	200	325	200	240	180	180	260	160	250	130	230
Recommend		◎	◎	◎	○	◎	◎	○	○	◎	○	○	○		◎	○	◎	○	◎	○

ISO	N										S							H			
Material Description	Aluminum-wrought alloy		Aluminum-cast, alloyed			Copper and Copper Alloys (Bronze / Brass)			Non Metallic Materials		Heat Resistant Super Alloys					Titanium Alloys		Hardened steel		Chilled Cast Iron	Hardened Cast Iron
VDI 3323	21	22	23	24	25	26	27	28	29	30	31	32	33	34	35	36	37	38	39	40	41
HRc											15	30	25	38	34			55	60	42	55
HB	60	100	75	90	130	110	90	100			200	280	250	350	320	400 Rm	1050 Rm	550	630	400	550
Recommend																		○			

phone:+82-32-526-0909, www.yg1.solutions, E-mail:yg1@yg1.solutions
YG-1 CO., LTD.