DREAM DRILLS - PRO

DGN526 SERIES

CARBIDE, DREAM DRILLS PRO

LONG
LANG
LONGUE
LUNGA

VHM DREAM DRILLS PRO BOHRER
FORETS DREAM DRILLS CARBURE MONOBLOC – PRO
MD, DREAM DRILLS PRO

- Drilling for Carbon Steels, Alloy Steels (HB225-325), Pre-hardened Steels (HRc30-50), Cast Iron
- Wave shape cutting edge to improve chip formation for low cutting force
- Helical thinning for low thrust, stable torque and good chip breakage
- Extremely high hardness and heat resistance due to YG-1 special Z-Coating technology

- Bohren für Kohlenstoffstähle, legierte Stähle (HB225-325), vorvergütete Stähle (HRc30-50), Gusseisen
- Wellenförmige Schneidkante zur Verbesserung der Spanbildung und für geringe Schnittkräfte
- Spiralförmige Ausspitzung für geringe Axialkräfte, niedrige Schnittmomente und verbesserten Spanbruch
- Extrem hohe Härte und Hitzebeständigkeit durch die spezielle Z-Beschichtungstechnologie von YG-1





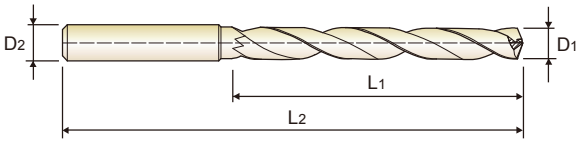

DIN 6537 | CARBIDE | 30° | h6 | m7 | 140° | Z Coating | p.A74 | 5 × D

Recommended ToolHolder: Plain Shank — HYDRAULIC CHUCK, SHRINK FIT HOLDER, ER COLLET CHUCK

Unit : mm

EDP No.	Drill Diameter	Shank Diameter	Flute Length	Overall Length
Z-Coating	D_1	D_2	L_1	L_2
DGN526010	1.0	3	8	55
DGN526011	1.1	3	12	55
DGN526012	1.2	3	12	55
DGN526013	1.3	3	12	55
DGN526014	1.4	3	12	55
DGN526015	1.5	3	16	55
DGN526016	1.6	3	16	55
DGN526017	1.7	3	16	55
DGN526018	1.8	3	16	55
DGN526019	1.9	3	16	55
DGN526020	2.0	4	21	57
DGN526021	2.1	4	21	57
DGN526022	2.2	4	21	57
DGN526023	2.3	4	21	57
DGN526024	2.4	4	21	57
DGN526025	2.5	4	21	57
DGN526026	2.6	4	21	57
DGN526027	2.7	4	21	57
DGN526028	2.8	4	21	57
DGN526029	2.9	4	21	57
DGN526030	3.0	6	28	66
DGN526031	3.1	6	28	66
DGN526032	3.2	6	28	66
DGN526033	3.3	6	28	66

EDP No.	Drill Diameter	Shank Diameter	Flute Length	Overall Length
Z-Coating	D_1	D_2	L_1	L_2
DGN526034	3.4	6	28	66
DGN526035	3.5	6	28	66
DGN526036	3.6	6	28	66
DGN526037	3.7	6	28	66
DGN526038	3.8	6	36	74
DGN526039	3.9	6	36	74
DGN526040	4.0	6	36	74
DGN526041	4.1	6	36	74
DGN526042	4.2	6	36	74
DGN526043	4.3	6	36	74
DGN526044	4.4	6	36	74
DGN526045	4.5	6	36	74
DGN526046	4.6	6	36	74
DGN526047	4.7	6	36	74
DGN526048	4.8	6	44	82
DGN526049	4.9	6	44	82
DGN526050	5.0	6	44	82
DGN526051	5.1	6	44	82
DGN526052	5.2	6	44	82
DGN526053	5.3	6	44	82
DGN526054	5.4	6	44	82
DGN526055	5.5	6	44	82
DGN526056	5.6	6	44	82
DGN526057	5.7	6	44	82

▶ Other shank types are available on your request.

▶ NEXT PAGE

◎ : Excellent ○ : Good

ISO	P											M			K					
Material Description	Non-alloy steel					Low alloy steel				High alloyed steel, and tool steel		Stainless steel			Grey cast iron		Nodular cast iron		Malleable cast iron	
VDI 3323	1	2	3	4	5	6	7	8	9	10	11	12	13	14	15	16	17	18	19	20
HRc		13	25	28	32	10	29	32	38	15	35	15	23	10	10	26	3	25		21
HB	125	190	250	270	300	180	275	300	350	200	325	200	240	180	180	260	160	250	130	230
Recommend		◎	◎	◎	○	◎	◎	○	○	◎	○	○	○		◎	○	◎	○	◎	○

ISO	N										S							H			
Material Description	Aluminum-wrought alloy		Aluminum-cast, alloyed			Copper and Copper Alloys (Bronze / Brass)			Non Metallic Materials		Heat Resistant Super Alloys					Titanium Alloys		Hardened steel		Chilled Cast Iron	Hardened Cast Iron
VDI 3323	21	22	23	24	25	26	27	28	29	30	31	32	33	34	35	36	37	38	39	40	41
HRc											15	30	25	38	34			55	60	42	55
HB	60	100	75	90	130	110	90	100			200	280	250	350	320	400 Rm	1050 Rm	550	630	400	550
Recommend																		○			

DREAM DRILLS - PRO

DGN526 SERIES

CARBIDE, DREAM DRILLS PRO

LONG
LANG
LONGUE
LUNGA

VHM DREAM DRILLS PRO BOHRER
FORETS DREAM DRILLS CARBURE MONOBLOC – PRO
MD, DREAM DRILLS PRO

- ▶ Drilling for Carbon Steels, Alloy Steels (HB225-325), Pre-hardened Steels (HRc30-50), Cast Iron
- ▶ Wave shape cutting edge to improve chip formation for low cutting force
- ▶ Helical thinning for low thrust, stable torque and good chip breakage
- ▶ Extremely high hardness and heat resistance due to YG-1 special Z-Coating technology

- ▶ Bohren für Kohlenstoffstähle, legierte Stähle (HB225-325), vorvergütete Stähle (HRc30-50), Gusseisen
- ▶ Wellenförmige Schneidkante zur Verbesserung der Spanbildung und für geringe Schnittkräfte
- ▶ Spiralförmige Ausspitzung für geringe Axialkräfte, niedrige Schnittmomente und verbesserten Spanbruch
- ▶ Extrem hohe Härte und Hitzebeständigkeit durch die spezielle Z-Beschichtungstechnologie von YG-1





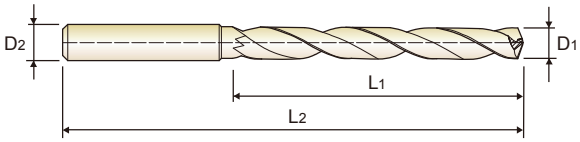

DIN 6537 | CARBIDE | 30° | h6 | m7 | 140° | Z Coating

p.A74

5 × D

Recommended ToolHolder: Plain Shank, HYDRAULIC CHUCK, SHRINK FIT HOLDER, ER COLLET CHUCK

Unit : mm

EDP No.	Drill Diameter	Shank Diameter	Flute Length	Overall Length
Z-Coating	D1	D2	L1	L2
DGN526058	5.8	6	44	82
DGN526059	5.9	6	44	82
DGN526060	6.0	6	44	82
DGN526061	6.1	8	53	91
DGN526062	6.2	8	53	91
DGN526063	6.3	8	53	91
DGN526064	6.4	8	53	91
DGN526065	6.5	8	53	91
DGN526066	6.6	8	53	91
DGN526067	6.7	8	53	91
DGN526068	6.8	8	53	91
DGN526069	6.9	8	53	91
DGN526070	7.0	8	53	91
DGN526071	7.1	8	53	91
DGN526072	7.2	8	53	91
DGN526073	7.3	8	53	91
DGN526074	7.4	8	53	91
DGN526075	7.5	8	53	91
DGN526076	7.6	8	53	91
DGN526077	7.7	8	53	91
DGN526078	7.8	8	53	91
DGN526079	7.9	8	53	91
DGN526080	8.0	8	53	91
DGN526081	8.1	10	61	103

EDP No.	Drill Diameter	Shank Diameter	Flute Length	Overall Length
Z-Coating	D1	D2	L1	L2
DGN526082	8.2	10	61	103
DGN526083	8.3	10	61	103
DGN526084	8.4	10	61	103
DGN526085	8.5	10	61	103
DGN526086	8.6	10	61	103
DGN526087	8.7	10	61	103
DGN526088	8.8	10	61	103
DGN526089	8.9	10	61	103
DGN526090	9.0	10	61	103
DGN526091	9.1	10	61	103
DGN526092	9.2	10	61	103
DGN526093	9.3	10	61	103
DGN526094	9.4	10	61	103
DGN526095	9.5	10	61	103
DGN526096	9.6	10	61	103
DGN526097	9.7	10	61	103
DGN526098	9.8	10	61	103
DGN526099	9.9	10	61	103
DGN526100	10.0	10	61	103
DGN526101	10.1	12	71	118
DGN526102	10.2	12	71	118
DGN526103	10.3	12	71	118
DGN526104	10.4	12	71	118
DGN526105	10.5	12	71	118

▶ Other shank types are available on your request.

▶ NEXT PAGE

◎ : Excellent ○ : Good

ISO	P											M			K					
Material Description	Non-alloy steel					Low alloy steel				High alloyed steel, and tool steel		Stainless steel			Grey cast iron		Nodular cast iron		Malleable cast iron	
VDI 3323	1	2	3	4	5	6	7	8	9	10	11	12	13	14	15	16	17	18	19	20
HRc		13	25	28	32	10	29	32	38	15	35	15	23	10	10	26	3	25		21
HB	125	190	250	270	300	180	275	300	350	200	325	200	240	180	180	260	160	250	130	230
Recommend		◎	◎	◎	○	◎	◎	○	○	◎	○	○	○		◎	○	◎	○	◎	○

ISO	N										S							H			
Material Description	Aluminum-wrought alloy		Aluminum-cast, alloyed			Copper and Copper Alloys (Bronze / Brass)			Non Metallic Materials		Heat Resistant Super Alloys					Titanium Alloys		Hardened steel		Chilled Cast Iron	Hardened Cast Iron
VDI 3323	21	22	23	24	25	26	27	28	29	30	31	32	33	34	35	36	37	38	39	40	41
HRc											15	30	25	38	34			55	60	42	55
HB	60	100	75	90	130	110	90	100			200	280	250	350	320	400 Rm	1050 Rm	550	630	400	550
Recommend																		○			

phone:+82-32-526-0909, www.yg1.solutions, E-mail:yg1@yg1.solutions
YG-1 CO., LTD.

DREAM DRILLS - PRO

DGN526 SERIES

CARBIDE, DREAM DRILLS PRO

LONG
LANG
LONGUE
LUNGA

VHM DREAM DRILLS PRO BOHRER
FORETS DREAM DRILLS CARBURE MONOBLOC – PRO
MD, DREAM DRILLS PRO

- Drilling for Carbon Steels, Alloy Steels (HB225-325), Pre-hardened Steels (HRc30-50), Cast Iron
- Wave shape cutting edge to improve chip formation for low cutting force
- Helical thinning for low thrust, stable torque and good chip breakage
- Extremely high hardness and heat resistance due to YG-1 special Z-Coating technology

- Bohren für Kohlenstoffstähle, legierte Stähle (HB225-325), vorvergütete Stähle (HRc30-50), Gusseisen
- Wellenförmige Schneidkante zur Verbesserung der Spanbildung und für geringe Schnittkräfte
- Spiralförmige Ausspitzung für geringe Axialkräfte, niedrige Schnittmomente und verbesserten Spanbruch
- Extrem hohe Härte und Hitzebeständigkeit durch die spezielle Z-Beschichtungstechnologie von YG-1



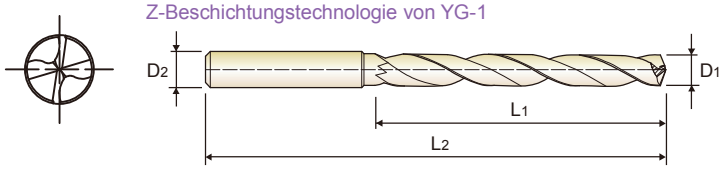

DIN 6537 | CARBIDE | 30° | h6 | m7 | 140° | Z Coating

p.A74

5 × D

Recommended ToolHolder: Plain Shank — HYDRAULIC CHUCK, SHRINK FIT HOLDER, ER COLLET CHUCK

Unit : mm

EDP No.	Drill Diameter	Shank Diameter	Flute Length	Overall Length
Z-Coating	D1	D2	L1	L2
DGN526106	10.6	12	71	118
DGN526107	10.7	12	71	118
DGN526108	10.8	12	71	118
DGN526109	10.9	12	71	118
DGN526110	11.0	12	71	118
DGN526111	11.1	12	71	118
DGN526112	11.2	12	71	118
DGN526113	11.3	12	71	118
DGN526114	11.4	12	71	118
DGN526115	11.5	12	71	118
DGN526116	11.6	12	71	118
DGN526117	11.7	12	71	118
DGN526118	11.8	12	71	118
DGN526119	11.9	12	71	118
DGN526120	12.0	12	71	118
DGN526122	12.2	14	77	124
DGN526125	12.5	14	77	124
DGN526128	12.8	14	77	124
DGN526130	13.0	14	77	124
DGN526135	13.5	14	77	124
DGN526138	13.8	14	77	124
DGN526140	14.0	14	77	124
DGN526142	14.2	16	83	133
DGN526145	14.5	16	83	133

EDP No.	Drill Diameter	Shank Diameter	Flute Length	Overall Length
Z-Coating	D1	D2	L1	L2
DGN526148	14.8	16	83	133
DGN526150	15.0	16	83	133
DGN526151	15.1	16	83	133
DGN526152	15.2	16	83	133
DGN526155	15.5	16	83	133
DGN526158	15.8	16	83	133
DGN526160	16.0	16	83	133
DGN526165	16.5	18	93	143
DGN526170	17.0	18	93	143
DGN526173	17.3	18	93	143
DGN526175	17.5	18	93	143
DGN526177	17.7	18	93	143
DGN526180	18.0	18	93	143
DGN526185	18.5	20	101	153
DGN526190	19.0	20	101	153
DGN526193	19.3	20	101	153
DGN526195	19.5	20	101	153
DGN526200	20.0	20	101	153

- Other shank types are available on your request.

◎ : Excellent ○ : Good

ISO	P											M			K					
Material Description	Non-alloy steel					Low alloy steel				High alloyed steel, and tool steel		Stainless steel			Grey cast iron		Nodular cast iron		Malleable cast iron	
VDI 3323	1	2	3	4	5	6	7	8	9	10	11	12	13	14	15	16	17	18	19	20
HRc		13	25	28	32	10	29	32	38	15	35	15	23	10	10	26	3	25		21
HB	125	190	250	270	300	180	275	300	350	200	325	200	240	180	180	260	160	250	130	230
Recommend		◎	◎	◎	○	◎	◎	○	○	◎	○	○	○		◎	○	◎	○	◎	○

ISO	N										S							H			
Material Description	Aluminum-wrought alloy		Aluminum-cast, alloyed			Copper and Copper Alloys (Bronze / Brass)			Non Metallic Materials		Heat Resistant Super Alloys					Titanium Alloys		Hardened steel		Chilled Cast Iron	Hardened Cast Iron
VDI 3323	21	22	23	24	25	26	27	28	29	30	31	32	33	34	35	36	37	38	39	40	41
HRc											15	30	25	38	34			55	60	42	55
HB	60	100	75	90	130	110	90	100			200	280	250	350	320	400 Rm	1050 Rm	550	630	400	550
Recommend																		○			