DREAM DRILLS - HIGH FEED

DGR493 SERIES

CARBIDE, DREAM DRILLS - HIGH FEED with COOLANT HOLES — SHORT

DREAM DRILLS HIGH FEED mit KÜHLKANAL — KURZ
Forets DREAM DRILLS carbure Grande Avance avec arrosage central, série courte — COURTE
PUNTE DREAM DRILL HIGH FEED (con i fori di refrigerazione) — CORTA

- ▶Drilling for Carbon Steels, Alloy Steels(-HRc35) and Cast Iron
- ▶Higher productivity due to 1.5 to 2 times faster feeding speed than 2-flute drill
- ▶Multi-Layer coating delivers much better productivity and reliability
- ▶Self centering and chip breaking by R-thinning and coolant holes

- ▶ Bohren von Kohlenstoff-Stählen, legierten Stählen(-HRc35) und Gusseisen
- ▶ Höhere Produktivität durch den 1,5 bis 2-fach höheren Vorschub gegenüber herkömmlichen zweischneidigen Bohrern
- ▶ Die Multi-Layer Beschichtung ermöglicht eine bessere Produktivität und Zuverlässigkeit
- ▶ Selbst zentrierend und guter Spanbruch durch die R-Ausspitzung



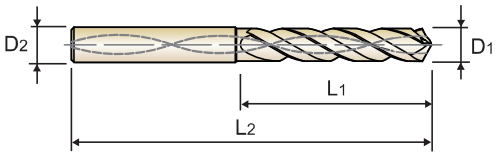

DIN 6537 | CARBIDE | 30° | h6 | m7 | 140° | 20 bar | H Coating

p.A105

3 × D

Recommended ToolHolder: Plain Shank — HYDRAULIC CHUCK / SHRINK FIT HOLDER / ER COLLET CHUCK

Unit : mm

EDP No.	Drill Diameter	Shank Diameter	Flute Length	Overall Length
H-Coating	D1	D2	L1	L2
DGR493050	5.0	6	28	66
DGR493051	5.1	6	28	66
DGR493052	5.2	6	28	66
DGR493053	5.3	6	28	66
DGR493054	5.4	6	28	66
DGR493055	5.5	6	28	66
DGR493056	5.6	6	28	66
DGR493057	5.7	6	28	66
DGR493058	5.8	6	28	66
DGR493059	5.9	6	28	66
DGR493060	6.0	6	28	66
DGR493061	6.1	8	34	79
DGR493062	6.2	8	34	79
DGR493063	6.3	8	34	79
DGR493064	6.4	8	34	79
DGR493065	6.5	8	34	79
DGR493066	6.6	8	34	79
DGR493067	6.7	8	34	79
DGR493068	6.8	8	34	79
DGR493069	6.9	8	34	79
DGR493070	7.0	8	34	79
DGR493071	7.1	8	41	79
DGR493072	7.2	8	41	79
DGR493073	7.3	8	41	79

EDP No.	Drill Diameter	Shank Diameter	Flute Length	Overall Length
H-Coating	D1	D2	L1	L2
DGR493074	7.4	8	41	79
DGR493075	7.5	8	41	79
DGR493076	7.6	8	41	79
DGR493077	7.7	8	41	79
DGR493078	7.8	8	41	79
DGR493079	7.9	8	41	79
DGR493080	8.0	8	41	79
DGR493081	8.1	10	47	89
DGR493082	8.2	10	47	89
DGR493083	8.3	10	47	89
DGR493084	8.4	10	47	89
DGR493085	8.5	10	47	89
DGR493086	8.6	10	47	89
DGR493087	8.7	10	47	89
DGR493088	8.8	10	47	89
DGR493089	8.9	10	47	89
DGR493090	9.0	10	47	89
DGR493091	9.1	10	47	89
DGR493092	9.2	10	47	89
DGR493093	9.3	10	47	89
DGR493094	9.4	10	47	89
DGR493095	9.5	10	47	89
DGR493096	9.6	10	47	89
DGR493097	9.7	10	47	89

▶ Other shank types are available on your request.

▶ NEXT PAGE

◎ : Excellent ○ : Good

ISO	P											M			K					
Material Description	Non-alloy steel					Low alloy steel				High alloyed steel, and tool steel		Stainless steel			Grey cast iron		Nodular cast iron		Malleable cast iron	
VDI 3323	1	2	3	4	5	6	7	8	9	10	11	12	13	14	15	16	17	18	19	20
HRc		13	25	28	32	10	29	32	38	15	35	15	23	10	10	26	3	25		21
HB	125	190	250	270	300	180	275	300	350	200	325	200	240	180	180	260	160	250	130	230
Recommended		◎	◎	◎	○	◎	◎	○	○	◎	○				◎	○	◎	○	◎	○

ISO	N										S							H			
Material Description	Aluminum-wrought alloy		Aluminum-cast, alloyed			Copper and Copper Alloys (Bronze / Brass)			Non Metallic Materials		Heat Resistant Super Alloys					Titanium Alloys		Hardened steel		Chilled Cast Iron	Hardened Cast Iron
VDI 3323	21	22	23	24	25	26	27	28	29	30	31	32	33	34	35	36	37	38	39	40	41
HRc											15	30	25	38	34			55	60	42	55
HB	60	100	75	90	130	110	90	100			200	280	250	350	320	400 Rm	1050 Rm	550	630	400	550
Recommended																					

DREAM DRILLS - HIGH FEED

DGR493 SERIES

CARBIDE, DREAM DRILLS - HIGH FEED with COOLANT HOLES — *SHORT*

DREAM DRILLS HIGH FEED mit KÜHLKANAL — *KURZ*
Forets DREAM DRILLS carbure Grande Avance avec arrosage central, série courte — *COURTE*
PUNTE DREAM DRILL HIGH FEED (con i fori di refrigerazione) — *CORTA*

- ▶Drilling for Carbon Steels, Alloy Steels(-HRc35) and Cast Iron
- ▶Higher productivity due to 1.5 to 2 times faster feeding speed than 2-flute drill
- ▶Multi-Layer coating delivers much better productivity and reliability
- ▶Self centering and chip breaking by R-thinning and coolant holes

- ▶ Bohren von Kohlenstoff-Stählen, legierten Stählen(-HRc35) und Gusseisen
- ▶ Höhere Produktivität durch den 1,5 bis 2-fach höheren Vorschub gegenüber herkömmlichen zweischneidigen Bohrern
- ▶ Die Multi-Layer Beschichtung ermöglicht eine bessere Produktivität und Zuverlässigkeit
- ▶ Selbst zentrierend und guter Spanbruch durch die R-Ausspitzung



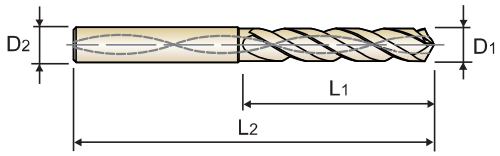

DIN 6537 | CARBIDE | 30° | h6 | m7 | 140° | 20 bar | H Coating

p.A105

3 × D

Recommended ToolHolder: Plain Shank — HYDRAULIC CHUCK — SHRINK FIT HOLDER — ER COLLET CHUCK

Unit : mm

EDP No.	Drill Diameter	Shank Diameter	Flute Length	Overall Length
H-Coating	D1	D2	L1	L2
DGR493098	9.8	10	47	89
DGR493099	9.9	10	47	89
DGR493100	10.0	10	47	89
DGR493101	10.1	12	55	102
DGR493102	10.2	12	55	102
DGR493103	10.3	12	55	102
DGR493104	10.4	12	55	102
DGR493105	10.5	12	55	102
DGR493106	10.6	12	55	102
DGR493107	10.7	12	55	102
DGR493108	10.8	12	55	102
DGR493109	10.9	12	55	102
DGR493110	11.0	12	55	102
DGR493111	11.1	12	55	102
DGR493112	11.2	12	55	102
DGR493113	11.3	12	55	102
DGR493114	11.4	12	55	102
DGR493115	11.5	12	55	102
DGR493116	11.6	12	55	102
DGR493117	11.7	12	55	102

EDP No.	Drill Diameter	Shank Diameter	Flute Length	Overall Length
H-Coating	D1	D2	L1	L2
DGR493118	11.8	12	55	102
DGR493119	11.9	12	55	102
DGR493120	12.0	12	55	102
DGR493125	12.5	14	60	107
DGR493130	13.0	14	60	107
DGR493135	13.5	14	60	107
DGR493140	14.0	14	60	107
DGR493145	14.5	16	65	115
DGR493150	15.0	16	65	115
DGR493155	15.5	16	65	115
DGR493160	16.0	16	65	115
DGR493165	16.5	18	73	123
DGR493170	17.0	18	73	123
DGR493175	17.5	18	73	123
DGR493180	18.0	18	73	123
DGR493185	18.5	20	79	131
DGR493190	19.0	20	79	131
DGR493195	19.5	20	79	131
DGR493200	20.0	20	79	131

▶ Other shank types are available on your request.

◎ : Excellent ○ : Good

ISO	P											M			K					
Material Description	Non-alloy steel					Low alloy steel				High alloyed steel, and tool steel		Stainless steel			Grey cast iron		Nodular cast iron		Malleable cast iron	
VDI 3323	1	2	3	4	5	6	7	8	9	10	11	12	13	14	15	16	17	18	19	20
HRc		13	25	28	32	10	29	32	38	15	35	15	23	10	10	26	3	25		21
HB	125	190	250	270	300	180	275	300	350	200	325	200	240	180	180	260	160	250	130	230
Recommended		◎	◎	◎	○	◎	◎	○	○	◎	○				◎	○	◎	○	◎	○

ISO	N										S							H			
Material Description	Aluminum-wrought alloy		Aluminum-cast, alloyed			Copper and Copper Alloys (Bronze / Brass)			Non Metallic Materials		Heat Resistant Super Alloys					Titanium Alloys		Hardened steel		Chilled Cast Iron	Hardened Cast Iron
VDI 3323	21	22	23	24	25	26	27	28	29	30	31	32	33	34	35	36	37	38	39	40	41
HRc											15	30	25	38	34			55	60	42	55
HB	60	100	75	90	130	110	90	100			200	280	250	350	320	400Rm	1050Rm	550	630	400	550
Recommended																					

phone:+82-32-526-0909, www.yg1.solutions, E-mail:yg1@yg1.solutions
YG-1 CO., LTD.