GOLD-P DRILLS

DLGP195 SERIES

HSS-E, STRAIGHT SHANK DRILLS, GOLD-P COATED

JOBBER

HSS-E SPIRALBOHRER, GOLD-P BESCHICHTET — *KURZ*

Forets GOLD-P HSS-E queue cylindrique revêtus, série courte — *COURTE*

PUNTE IN HSS-E, GAMBO CILINDRICO, GOLD-P — *CORTA*

▶**Flute Geometry** : Right hand helix
▶**Point Angle** : 135˚, under 1.6mm : Normal point
1.6mm & over : Split point
▶**Surface treatment** : Bright body, TiN coating on working area
▶**Application** : Deep hole drilling in unalloyed and alloyed steels, stainless steels as well as certain cast irons, non-ferrous and heat resistant materials

▶**Nutenform** : Rechtsspirale
▶**Spitzenwinkel** : 135°, unter 1.6mm : Normalanschliff
1.6mm & über : Kreuzanschliff
▶**Oberfläche** : Blank mit TiN-Beschichtung im Arbeitsbereich
▶**Anwendung** : Bohren tiefer Bohrungen in unlegierten und legierten Stählen, nichtrostenden Stählen sowie bestimmten Gusseisen, Nichteisenmetallen und hitzebeständigen Werkstoffen

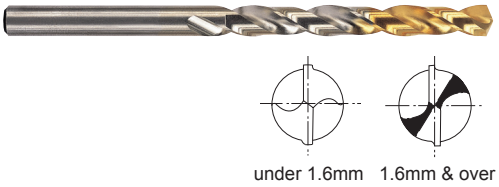

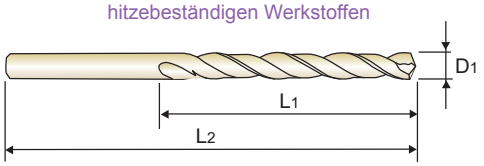

DIN 338 | HSS-E | 33° | h8 | 135° | TiN

p.A207

Recommended ToolHolder — Plain Shank — ER COLLET CHUCK

Unit : mm

EDP No.	Drill Diameter D1	Flute Length L1	Overall Length L2
DLGP195010	1.0	12	34
DLGP195011	1.1	14	36
DLGP195012	1.2	16	38
DLGP195013	1.3	16	38
DLGP195014	1.4	18	40
DLGP195015	1.5	18	40
DLGP195016	1.6	20	43
DLGP195017	1.7	20	43
DLGP195018	1.8	22	46
DLGP195019	1.9	22	46
DLGP195020	2.0	24	49
DLGP195021	2.1	24	49
DLGP195022	2.2	27	53
DLGP195023	2.3	27	53
DLGP195024	2.4	30	57
DLGP195025	2.5	30	57
DLGP195026	2.6	30	57
DLGP195027	2.7	33	61
DLGP195028	2.8	33	61
DLGP195029	2.9	33	61
DLGP195030	3.0	33	61
DLGP195031	3.1	36	65
DLGP195032	3.2	36	65
DLGP195033	3.3	36	65
DLGP195034	3.4	39	70
DLGP195035	3.5	39	70

EDP No.	Drill Diameter D1	Flute Length L1	Overall Length L2
DLGP195036	3.6	39	70
DLGP195037	3.7	39	70
DLGP195038	3.8	43	75
DLGP195039	3.9	43	75
DLGP195040	4.0	43	75
DLGP195041	4.1	43	75
DLGP195042	4.2	43	75
DLGP195043	4.3	47	80
DLGP195044	4.4	47	80
DLGP195045	4.5	47	80
DLGP195046	4.6	47	80
DLGP195047	4.7	47	80
DLGP195048	4.8	52	86
DLGP195049	4.9	52	86
DLGP195050	5.0	52	86
DLGP195051	5.1	52	86
DLGP195052	5.2	52	86
DLGP195053	5.3	52	86
DLGP195054	5.4	57	93
DLGP195055	5.5	57	93
DLGP195056	5.6	57	93
DLGP195057	5.7	57	93
DLGP195058	5.8	57	93
DLGP195059	5.9	57	93
DLGP195060	6.0	57	93
DLGP195061	6.1	63	101

▶ NEXT PAGE

◎ : Excellent ○ : Good

ISO	P											M			K					
Material Description	Non-alloy steel					Low alloy steel				High alloyed steel, and tool steel		Stainless steel			Grey cast iron		Nodular cast iron		Malleable cast iron	
VDI 3323	1	2	3	4	5	6	7	8	9	10	11	12	13	14	15	16	17	18	19	20
HRc		13	25	28	32	10	29	32	38	15	35	15	23	10	10	26	3	25		21
HB	125	190	250	270	300	180	275	300	350	200	325	200	240	180	180	260	160	250	130	230
Recommended	◎	◎	◎	○		◎	○	○		○		◎	○	○	○	○	○		○	

ISO	N										S							H			
Material Description	Aluminum-wrought alloy		Aluminum-cast, alloyed			Copper and Copper Alloys (Bronze / Brass)			Non Metallic Materials		Heat Resistant Super Alloys					Titanium Alloys		Hardened steel		Chilled Cast Iron	Hardened Cast Iron
VDI 3323	21	22	23	24	25	26	27	28	29	30	31	32	33	34	35	36	37	38	39	40	41
HRc											15	30	25	38	34			55	60	42	55
HB	60	100	75	90	130	110	90	100			200	280	250	350	320	400 Rm	1050 Rm	550	630	400	550
Recommended	○	○	○						○							○					

phone:+82-32-526-0909, www.yg1.solutions, E-mail:yg1@yg1.solutions
YG-1 CO., LTD.

GOLD-P DRILLS

DLGP195 SERIES

HSS-E, STRAIGHT SHANK DRILLS, GOLD-P COATED

JOBBER

HSS-E SPIRALBOHRER, GOLD-P BESCHICHTET — *KURZ*

Forets GOLD-P HSS-E queue cylindrique revêtus, série courte — *COURTE*

PUNTE IN HSS-E, GAMBO CILINDRICO, GOLD-P — *CORTA*

▶**Flute Geometry** : Right hand helix
▶**Point Angle** : 135˚, under 1.6mm : Normal point
1.6mm & over : Split point
▶**Surface treatment** : Bright body, TiN coating on working area
▶**Application** : Deep hole drilling in unalloyed and alloyed steels, stainless steels as well as certain cast irons, non-ferrous and heat resistant materials

▶**Nutenform** : Rechtsspirale
▶**Spitzenwinkel** : 135°, unter 1.6mm : Normalanschliff
1.6mm & über : Kreuzanschliff
▶**Oberfläche** : Blank mit TiN-Beschichtung im Arbeitsbereich
▶**Anwendung** : Bohren tiefer Bohrungen in unlegierten und legierten Stählen, nichtrostenden Stählen sowie bestimmten Gusseisen, Nichteisenmetallen und hitzebeständigen Werkstoffen



under 1.6mm 1.6mm & over

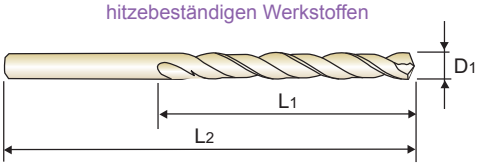

DIN 338 | HSS-E | 33° | h8 | 135° | TiN

p.A207

Recommended ToolHolder — Plain Shank — ER COLLET CHUCK

Unit : mm

EDP No.	Drill Diameter D1	Flute Length L1	Overall Length L2
DLGP195062	6.2	63	101
DLGP195063	6.3	63	101
DLGP195064	6.4	63	101
DLGP195065	6.5	63	101
DLGP195066	6.6	63	101
DLGP195067	6.7	63	101
DLGP195068	6.8	69	109
DLGP195069	6.9	69	109
DLGP195070	7.0	69	109
DLGP195071	7.1	69	109
DLGP195072	7.2	69	109
DLGP195073	7.3	69	109
DLGP195074	7.4	69	109
DLGP195075	7.5	69	109
DLGP195076	7.6	75	117
DLGP195077	7.7	75	117
DLGP195078	7.8	75	117
DLGP195079	7.9	75	117
DLGP195080	8.0	75	117
DLGP195081	8.1	75	117
DLGP195082	8.2	75	117
DLGP195083	8.3	75	117
DLGP195084	8.4	75	117
DLGP195085	8.5	75	117
DLGP195086	8.6	81	125
DLGP195087	8.7	81	125

EDP No.	Drill Diameter D1	Flute Length L1	Overall Length L2
DLGP195088	8.8	81	125
DLGP195089	8.9	81	125
DLGP195090	9.0	81	125
DLGP195091	9.1	81	125
DLGP195092	9.2	81	125
DLGP195093	9.3	81	125
DLGP195094	9.4	81	125
DLGP195095	9.5	81	125
DLGP195096	9.6	87	133
DLGP195097	9.7	87	133
DLGP195098	9.8	87	133
DLGP195099	9.9	87	133
DLGP195100	10.0	87	133
DLGP195101	10.1	87	133
DLGP195102	10.2	87	133
DLGP195103	10.3	87	133
DLGP195104	10.4	87	133
DLGP195105	10.5	87	133
DLGP195106	10.6	87	133
DLGP195107	10.7	94	142
DLGP195108	10.8	94	142
DLGP195109	10.9	94	142
DLGP195110	11.0	94	142
DLGP195111	11.1	94	142
DLGP195112	11.2	94	142
DLGP195113	11.3	94	142

▶ NEXT PAGE

◎ : Excellent ○ : Good

ISO	P											M			K					
Material Description	Non-alloy steel					Low alloy steel				High alloyed steel, and tool steel		Stainless steel			Grey cast iron		Nodular cast iron		Malleable cast iron	
VDI 3323	1	2	3	4	5	6	7	8	9	10	11	12	13	14	15	16	17	18	19	20
HRc		13	25	28	32	10	29	32	38	15	35	15	23	10	10	26	3	25		21
HB	125	190	250	270	300	180	275	300	350	200	325	200	240	180	180	260	160	250	130	230
Recommended	◎	◎	◎	○		◎	○	○		○		◎	○	○	○	○	○		○	

ISO	N										S							H			
Material Description	Aluminum-wrought alloy		Aluminum-cast, alloyed			Copper and Copper Alloys (Bronze / Brass)			Non Metallic Materials		Heat Resistant Super Alloys					Titanium Alloys		Hardened steel		Chilled Cast Iron	Hardened Cast Iron
VDI 3323	21	22	23	24	25	26	27	28	29	30	31	32	33	34	35	36	37	38	39	40	41
HRc											15	30	25	38	34			55	60	42	55
HB	60	100	75	90	130	110	90	100			200	280	250	350	320	400 Rm	1050 Rm	550	630	400	550
Recommended	○	○	○						○							○					

GOLD-P DRILLS

DLGP195 SERIES

HSS-E, STRAIGHT SHANK DRILLS, GOLD-P COATED

JOBBER

HSS-E SPIRALBOHRER, GOLD-P BESCHICHTET — *KURZ*

Forets GOLD-P HSS-E queue cylindrique revêtus, série courte — *COURTE*

PUNTE IN HSS-E, GAMBO CILINDRICO, GOLD-P — *CORTA*

▶**Flute Geometry** : Right hand helix
▶**Point Angle** : 135˚, under 1.6mm : Normal point
1.6mm & over : Split point
▶**Surface treatment** : Bright body, TiN coating on working area
▶**Application** : Deep hole drilling in unalloyed and alloyed steels, stainless steels as well as certain cast irons, non-ferrous and heat resistant materials

▶**Nutenform** : Rechtsspirale
▶**Spitzenwinkel** : 135°, unter 1.6mm : Normalanschliff
1.6mm & über : Kreuzanschliff
▶**Oberfläche** : Blank mit TiN-Beschichtung im Arbeitsbereich
▶**Anwendung** : Bohren tiefer Bohrungen in unlegierten und legierten Stählen, nichtrostenden Stählen sowie bestimmten Gusseisen, Nichteisenmetallen und hitzebeständigen Werkstoffen

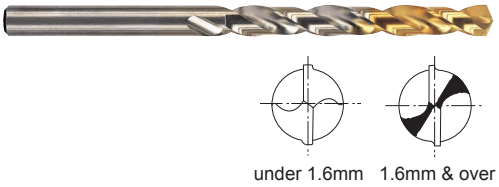

under 1.6mm 1.6mm & over

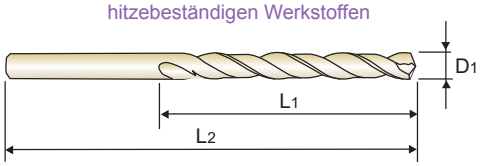

DIN 338 | HSS-E | 33° | h8 | 135° | TiN

p.A207

Recommended ToolHolder — Plain Shank — ER COLLET CHUCK

Unit : mm

EDP No.	Drill Diameter D1	Flute Length L1	Overall Length L2
DLGP195114	11.4	94	142
DLGP195115	11.5	94	142
DLGP195116	11.6	94	142
DLGP195117	11.7	94	142
DLGP195118	11.8	94	142
DLGP195119	11.9	101	151
DLGP195120	12.0	101	151
DLGP195121	12.1	101	151
DLGP195122	12.2	101	151
DLGP195123	12.3	101	151

EDP No.	Drill Diameter D1	Flute Length L1	Overall Length L2
DLGP195124	12.4	101	151
DLGP195125	12.5	101	151
DLGP195126	12.6	101	151
DLGP195127	12.7	101	151
DLGP195128	12.8	101	151
DLGP195129	12.9	101	151
DLGP195130	13.0	101	151

◎ : Excellent ○ : Good

ISO	P											M			K					
Material Description	Non-alloy steel					Low alloy steel				High alloyed steel, and tool steel		Stainless steel			Grey cast iron		Nodular cast iron		Malleable cast iron	
VDI 3323	1	2	3	4	5	6	7	8	9	10	11	12	13	14	15	16	17	18	19	20
HRc		13	25	28	32	10	29	32	38	15	35	15	23	10	10	26	3	25		21
HB	125	190	250	270	300	180	275	300	350	200	325	200	240	180	180	260	160	250	130	230
Recommended	◎	◎	◎	○		◎	○	○		○		◎	○	○	○	○	○		○	

ISO	N										S							H			
Material Description	Aluminum-wrought alloy		Aluminum-cast, alloyed			Copper and Copper Alloys (Bronze / Brass)			Non Metallic Materials		Heat Resistant Super Alloys					Titanium Alloys		Hardened steel		Chilled Cast Iron	Hardened Cast Iron
VDI 3323	21	22	23	24	25	26	27	28	29	30	31	32	33	34	35	36	37	38	39	40	41
HRc											15	30	25	38	34			55	60	42	55
HB	60	100	75	90	130	110	90	100			200	280	250	350	320	400 Rm	1050 Rm	550	630	400	550
Recommended	○	○	○						○							○					

phone:+82-32-526-0909, www.yg1.solutions, E-mail:yg1@yg1.solutions
YG-1 CO., LTD.