HSS-E, DH100 STRAIGHT SHANK DRILLS for DEEP HOLES, GOLD-P COATED

JOBBER

HSS-E DH100 SPIRALBOHRER, für TIEFLOCH mit ZYLINDERSCHAFT, GOLD-P BESCHICHTET — KURZ

Forets GOLD-P HSS-E queue cylindrique revêtus, DH100 pour perçage profond, série courte — COURTE

PUNTE GAMBO CILINDRICO DH100 IN HSS-E, PER FORI PROFONDI, GOLD-P — CORTA

▶**Flute Geometry** : Right hand, 38° helix, DH100 worm pattern type.
▶**Point Angle** : 130°, Split point giving higher chip removal.
▶**Surface treatment** : Bright body, TiN coating on working area.
▶**Application** : Deep hole drilling in unalloyed and alloyed steels as well as cast irons that require support during chip removal

▶**Nutenform** : 38° Rechtsspirale, DH 100 Flachnut
▶**Spitzenwinkel** : Durch 130° Kreuzanschliff Gute Spanabfuhr
▶**Oberfläche** : Blank mit TiN-Beschichtung im Arbeitsbereich
▶**Anwendung** : Tieflochbohren in unlegierten und legierten Stählen sowie Gusseisen mit aktiver Unterstützung bei der Spanabfuhr



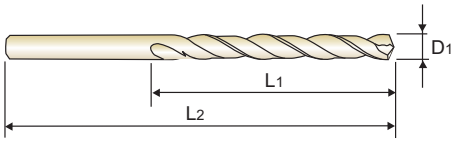

▶DH100 worm pattern drills

DIN 338 | HSS-E | 38° | h8 | 130° | TiN

p.A207

Recommended ToolHolder — Plain Shank — ER COLLET CHUCK

Unit : mm

EDP No.	Drill Diameter D1	Flute Length L1	Overall Length L2
DLGP506020	2.0	24	49
DLGP506021	2.1	24	49
DLGP506022	2.2	27	53
DLGP506023	2.3	27	53
DLGP506024	2.4	30	57
DLGP506025	2.5	30	57
DLGP506026	2.6	30	57
DLGP506027	2.7	33	61
DLGP506028	2.8	33	61
DLGP506029	2.9	33	61
DLGP506030	3.0	33	61
DLGP506031	3.1	36	65
DLGP506032	3.2	36	65
DLGP506033	3.3	36	65
DLGP506034	3.4	39	70
DLGP506035	3.5	39	70
DLGP506036	3.6	39	70
DLGP506037	3.7	39	70
DLGP506038	3.8	43	75
DLGP506039	3.9	43	75
DLGP506040	4.0	43	75
DLGP506041	4.1	43	75
DLGP506042	4.2	43	75
DLGP506043	4.3	47	80
DLGP506044	4.4	47	80
DLGP506045	4.5	47	80

EDP No.	Drill Diameter D1	Flute Length L1	Overall Length L2
DLGP506046	4.6	47	80
DLGP506047	4.7	47	80
DLGP506048	4.8	52	86
DLGP506049	4.9	52	86
DLGP506050	5.0	52	86
DLGP506051	5.1	52	86
DLGP506052	5.2	52	86
DLGP506053	5.3	52	86
DLGP506054	5.4	57	93
DLGP506055	5.5	57	93
DLGP506056	5.6	57	93
DLGP506057	5.7	57	93
DLGP506058	5.8	57	93
DLGP506059	5.9	57	93
DLGP506060	6.0	57	93
DLGP506061	6.1	63	101
DLGP506062	6.2	63	101
DLGP506063	6.3	63	101
DLGP506064	6.4	63	101
DLGP506065	6.5	63	101
DLGP506066	6.6	63	101
DLGP506067	6.7	63	101
DLGP506068	6.8	69	109
DLGP506069	6.9	69	109
DLGP506070	7.0	69	109
DLGP506071	7.1	69	109

▶ NEXT PAGE

◎ : Excellent ○ : Good

ISO	P											M			K					
Material Description	Non-alloy steel					Low alloy steel				High alloyed steel, and tool steel		Stainless steel			Grey cast iron		Nodular cast iron		Malleable cast iron	
VDI 3323	1	2	3	4	5	6	7	8	9	10	11	12	13	14	15	16	17	18	19	20
HRc		13	25	28	32	10	29	32	38	15	35	15	23	10	10	26	3	25		21
HB	125	190	250	270	300	180	275	300	350	200	325	200	240	180	180	260	160	250	130	230
Recommended	◎	◎	◎	○		◎	○	○		○					○	○	○	○	○	○

ISO	N										S							H			
Material Description	Aluminum-wrought alloy		Aluminum-cast, alloyed			Copper and Copper Alloys (Bronze / Brass)			Non Metallic Materials		Heat Resistant Super Alloys					Titanium Alloys		Hardened steel		Chilled Cast Iron	Hardened Cast Iron
VDI 3323	21	22	23	24	25	26	27	28	29	30	31	32	33	34	35	36	37	38	39	40	41
HRc											15	30	25	38	34			55	60	42	55
HB	60	100	75	90	130	110	90	100			200	280	250	350	320	400 Rm	1050 Rm	550	630	400	550
Recommended																					

GOLD-P DRILLS

DLGP506 SERIES

HSS-E, DH100 STRAIGHT SHANK DRILLS for DEEP HOLES, GOLD-P COATED

JOBBER

HSS-E DH100 SPIRALBOHRER, für TIEFLOCH mit ZYLINDERSCHAFT, GOLD-P BESCHICHTET — *KURZ*

Forets GOLD-P HSS-E queue cylindrique revêtus, DH100 pour perçage profond, série courte — *COURTE*

PUNTE GAMBO CILINDRICO DH100 IN HSS-E, PER FORI PROFONDI, GOLD-P — *CORTA*

▶**Flute Geometry** : Right hand, 38° helix, DH100 worm pattern type.
▶**Point Angle** : 130°, Split point giving higher chip removal.
▶**Surface treatment** : Bright body, TiN coating on working area.
▶**Application** : Deep hole drilling in unalloyed and alloyed steels as well as cast irons that require support during chip removal

▶**Nutenform** : 38° Rechtsspirale, DH 100 Flachnut
▶**Spitzenwinkel** : Durch 130° Kreuzanschliff Gute Spanabfuhr
▶**Oberfläche** : Blank mit TiN-Beschichtung im Arbeitsbereich
▶**Anwendung** : Tieflochbohren in unlegierten und legierten Stählen sowie Gusseisen mit aktiver Unterstützung bei der Spanabfuhr



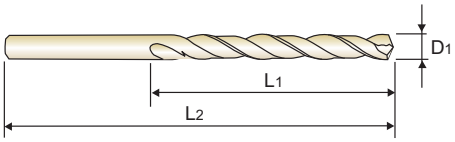

▶DH100 worm pattern drills

DIN 338 | HSS-E | 38° | h8 | 130° | TiN

p.A207

Recommended ToolHolder — Plain Shank / ER COLLET CHUCK

Unit : mm

EDP No.	Drill Diameter D1	Flute Length L1	Overall Length L2
DLGP506072	7.2	69	109
DLGP506073	7.3	69	109
DLGP506074	7.4	69	109
DLGP506075	7.5	69	109
DLGP506076	7.6	75	117
DLGP506077	7.7	75	117
DLGP506078	7.8	75	117
DLGP506079	7.9	75	117
DLGP506080	8.0	75	117
DLGP506081	8.1	75	117
DLGP506082	8.2	75	117
DLGP506083	8.3	75	117
DLGP506084	8.4	75	117
DLGP506085	8.5	75	117
DLGP506086	8.6	81	125
DLGP506087	8.7	81	125
DLGP506088	8.8	81	125
DLGP506089	8.9	81	125
DLGP506090	9.0	81	125
DLGP506091	9.1	81	125
DLGP506092	9.2	81	125
DLGP506093	9.3	81	125
DLGP506094	9.4	81	125
DLGP506095	9.5	81	125
DLGP506096	9.6	87	133
DLGP506097	9.7	87	133

EDP No.	Drill Diameter D1	Flute Length L1	Overall Length L2
DLGP506098	9.8	87	133
DLGP506099	9.9	87	133
DLGP506100	10.0	87	133
DLGP506101	10.1	87	133
DLGP506102	10.2	87	133
DLGP506103	10.3	87	133
DLGP506104	10.4	87	133
DLGP506105	10.5	87	133
DLGP506106	10.6	87	133
DLGP506107	10.7	94	142
DLGP506108	10.8	94	142
DLGP506109	10.9	94	142
DLGP506110	11.0	94	142
DLGP506111	11.1	94	142
DLGP506112	11.2	94	142
DLGP506113	11.3	94	142
DLGP506114	11.4	94	142
DLGP506115	11.5	94	142
DLGP506116	11.6	94	142
DLGP506117	11.7	94	142
DLGP506118	11.8	94	142
DLGP506119	11.9	101	151
DLGP506120	12.0	101	151
DLGP506121	12.1	101	151
DLGP506122	12.2	101	151
DLGP506123	12.3	101	151

▶ NEXT PAGE

◎ : Excellent ○ : Good

ISO	P											M			K					
Material Description	Non-alloy steel					Low alloy steel				High alloyed steel, and tool steel		Stainless steel			Grey cast iron		Nodular cast iron		Malleable cast iron	
VDI 3323	1	2	3	4	5	6	7	8	9	10	11	12	13	14	15	16	17	18	19	20
HRc		13	25	28	32	10	29	32	38	15	35	15	23	10	10	26	3	25		21
HB	125	190	250	270	300	180	275	300	350	200	325	200	240	180	180	260	160	250	130	230
Recommended	◎	◎	◎	○		◎	○	○		○					○	○	○	○	○	○

ISO	N										S							H			
Material Description	Aluminum-wrought alloy		Aluminum-cast, alloyed			Copper and Copper Alloys (Bronze / Brass)			Non Metallic Materials		Heat Resistant Super Alloys					Titanium Alloys		Hardened steel		Chilled Cast Iron	Hardened Cast Iron
VDI 3323	21	22	23	24	25	26	27	28	29	30	31	32	33	34	35	36	37	38	39	40	41
HRc											15	30	25	38	34			55	60	42	55
HB	60	100	75	90	130	110	90	100			200	280	250	350	320	400 Rm	1050 Rm	550	630	400	550
Recommended																					

phone:+82-32-526-0909, www.yg1.solutions, E-mail:yg1@yg1.solutions
YG-1 CO., LTD.

GOLD-P DRILLS

DLGP506 SERIES

HSS-E, DH100 STRAIGHT SHANK DRILLS for DEEP HOLES, GOLD-P COATED

JOBBER

HSS-E DH100 SPIRALBOHRER, für TIEFLOCH mit ZYLINDERSCHAFT, GOLD-P BESCHICHTET *KURZ*

Forets GOLD-P HSS-E queue cylindrique revêtus, DH100 pour perçage profond, série courte *COURTE*

PUNTE GAMBO CILINDRICO DH100 IN HSS-E, PER FORI PROFONDI, GOLD-P *CORTA*

▶**Flute Geometry** : Right hand, 38° helix, DH100 worm pattern type.
▶**Point Angle** : 130°, Split point giving higher chip removal.
▶**Surface treatment** : Bright body, TiN coating on working area.
▶**Application** : Deep hole drilling in unalloyed and alloyed steels as well as cast irons that require support during chip removal

▶**Nutenform** : 38° Rechtsspirale, DH 100 Flachnut
▶**Spitzenwinkel** : Durch 130° Kreuzanschliff Gute Spanabfuhr
▶**Oberfläche** : Blank mit TiN-Beschichtung im Arbeitsbereich
▶**Anwendung** : Tieflochbohren in unlegierten und legierten Stählen sowie Gusseisen mit aktiver Unterstützung bei der Spanabfuhr



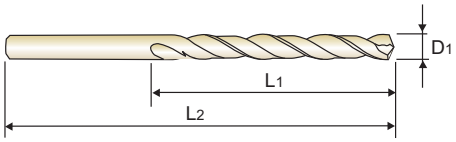

▶DH100 worm pattern drills

DIN 338 | HSS-E | 38° | h8 | 130° | TiN

p.A207

Recommended ToolHolder: Plain Shank, ER COLLET CHUCK

Unit : mm

EDP No.	Drill Diameter D1	Flute Length L1	Overall Length L2
DLGP506124	12.4	101	151
DLGP506125	12.5	101	151
DLGP506126	12.6	101	151
DLGP506127	12.7	101	151

EDP No.	Drill Diameter D1	Flute Length L1	Overall Length L2
DLGP506128	12.8	101	151
DLGP506129	12.9	101	151
DLGP506130	13.0	101	151

◎ : Excellent ○ : Good

ISO	P											M			K					
Material Description	Non-alloy steel					Low alloy steel				High alloyed steel, and tool steel		Stainless steel			Grey cast iron		Nodular cast iron		Malleable cast iron	
VDI 3323	1	2	3	4	5	6	7	8	9	10	11	12	13	14	15	16	17	18	19	20
HRc		13	25	28	32	10	29	32	38	15	35	15	23	10	10	26	3	25		21
HB	125	190	250	270	300	180	275	300	350	200	325	200	240	180	180	260	160	250	130	230
Recommended	◎	◎	◎	○		◎	○	○		○					○	○	○	○	○	○

ISO	N										S					H				
Material Description	Aluminum-wrought alloy		Aluminum-cast, alloyed			Copper and Copper Alloys (Bronze / Brass)			Non Metallic Materials		Heat Resistant Super Alloys					Titanium Alloys		Hardened steel		Chilled Cast Iron	Hardened Cast Iron
VDI 3323	21	22	23	24	25	26	27	28	29	30	31	32	33	34	35	36	37	38	39	40	41
HRc											15	30	25	38	34			55	60	42	55
HB	60	100	75	90	130	110	90	100			200	280	250	350	320	400 Rm	1050 Rm	550	630	400	550
Recommended																					