GENERAL HSS END MILLS

FLAT SHANK **E2464** SERIES

HSS Co8, 2 FLUTE 42° HELIX SHORT LENGTH for ALUMINUM

HSS Co8, 2 SCHNEIDEN 42° RECHTSSPIRALE KURZ FÜR ALUMINIUM
FRAISE HSS Co8, 2 DENTS, HÉLICE 42°, POUR ALUMINIUM, COURTE
2 TAGLIENTI, ELICA 42°, SERIE CORTA - HSS Co8

for ALUMINUM
für ALUMINIUM



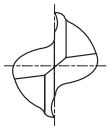

HSS Co8 | DIN 844 | 2 | 42° | DIN 1835B | UNCOATED

p.C741

Recommended ToolHolder	Flat Shank	Plain Shank
	END MILL HOLDER	POWER MILLING CHUCK
	-	ER COLLET CHUCK SK SLIM CHUCK

Unit : mm

EDP No.	Mill Diameter	Shank Diameter	Length of Cut	Overall Length
UNCOATED	e8	h6		
E2464010	1.0	6	3	49
E2464015	1.5	6	5	49
E2464020	2.0	6	7	51
E2464025	2.5	6	8	52
E2464030	3.0	6	8	52
E2464035	3.5	6	10	54
E2464040	4.0	6	11	55
E2464045	4.5	6	11	55
E2464050	5.0	6	13	57
E2464055	5.5	6	13	57
E2464060	6.0	6	13	57
E2464065	6.5	10	16	66
E2464070	7.0	10	16	66
E2464075	7.5	10	16	66
E2464080	8.0	10	19	69
E2464085	8.5	10	19	69
E2464090	9.0	10	19	69
E2464100	10.0	10	22	72
E2464110	11.0	12	22	79
E2464120	12.0	12	26	83
E2464130	13.0	12	26	83
E2464140	14.0	12	26	83
E2464150	15.0	12	26	83

▶ Other shank design on your request.
▶ TiN and TiCN Coatings are available on your request.

▶ NEXT PAGE

Tolerances according to DIN 7160 & 7161

Tolerance range in ㎛ / Nominal-Diameter in ㎜	from 1 to 3	over 3 to 6	over 6 to 10	over 10 to 18	over 18 to 30	over 30 to 50
e8	- 14 - 28	- 20 - 38	- 25 - 47	- 32 - 59	- 40 - 73	- 50 - 89
h6	0 - 6	0 - 8	0 - 9	0 - 11	0 - 13	0 - 16

◎ : Excellent ○ : Good

ISO	P											M			K					
Material Description	Non-alloy steel					Low alloy steel				High alloyed steel, and tool steel		Stainless steel			Grey cast iron		Nodular cast iron		Malleable cast iron	
VDI 3323	1	2	3	4	5	6	7	8	9	10	11	12	13	14	15	16	17	18	19	20
HRc		13	25	28	32	10	29	32	38	15	35	15	23	10	10	26	3	25		21
HB	125	190	250	270	300	180	275	300	350	200	325	200	240	180	180	260	160	250	130	230
Recommend	○	○				○				○										

ISO	N										S							H			
Material Description	Aluminum-wrought alloy		Aluminum-cast, alloyed			Copper and Copper Alloys (Bronze / Brass)			Non Metallic Materials		Heat Resistant Super Alloys					Titanium Alloys		Hardened steel		Chilled Cast Iron	Hardened Cast Iron
VDI 3323	21	22	23	24	25	26	27	28	29	30	31	32	33	34	35	36	37	38	39	40	41
HRc											15	30	25	38	34			55	60	42	55
HB	60	100	75	90	130	110	90	100			200	280	250	350	320	400 Rm	1050 Rm	550	630	400	550
Recommend	◎	◎	◎	◎	○																

phone:+82-32-526-0909, www.yg1.solutions, E-mail:yg1@yg1.solutions
YG-1 CO., LTD.

GENERAL HSS END MILLS

FLAT SHANK **E2464** SERIES

HSS Co8, 2 FLUTE 42° HELIX SHORT LENGTH for ALUMINUM

HSS Co8, 2 SCHNEIDEN 42° RECHTSSPIRALE KURZ FÜR ALUMINIUM
FRAISE HSS Co8, 2 DENTS, HÉLICE 42°, POUR ALUMINIUM, COURTE
2 TAGLIENTI, ELICA 42°, SERIE CORTA - HSS Co8

for ALUMINUM
für ALUMINIUM



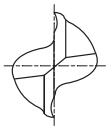

HSS Co8 | DIN 844 | 2 | 42° | DIN 1835B | UNCOATED

p.C741

Recommended ToolHolder	Flat Shank	Plain Shank
	END MILL HOLDER	POWER MILLING CHUCK
	-	ER COLLET CHUCK SK SLIM CHUCK

Unit : mm

EDP No.	Mill Diameter	Shank Diameter	Length of Cut	Overall Length
UNCOATED	e8	h6		
E2464160	16.0	16	32	92
E2464170	17.0	16	32	92
E2464180	18.0	16	32	92
E2464190	19.0	16	32	92
E2464200	20.0	20	38	104
E2464210	21.0	20	38	104
E2464220	22.0	20	38	104
E2464230	23.0	20	38	104
E2464240	24.0	25	45	121
E2464250	25.0	25	45	121
E2464260	26.0	25	45	121
E2464280	28.0	25	45	121
E2464300	30.0	25	45	121
E2464320	32.0	32	53	133

▶ Other shank design on your request.
▶ TiN and TiCN Coatings are available on your request.

Tolerances according to DIN 7160 & 7161

Tolerance range in ㎛						
Nominal-Diameter in ㎜						
	from 1 to 3	over 3 to 6	over 6 to 10	over 10 to 18	over 18 to 30	over 30 to 50
e8	- 14 - 28	- 20 - 38	- 25 - 47	- 32 - 59	- 40 - 73	- 50 - 89
h6	0 - 6	0 - 8	0 - 9	0 - 11	0 - 13	0 - 16

◎ : Excellent ○ : Good

ISO	P											M			K					
Material Description	Non-alloy steel					Low alloy steel				High alloyed steel, and tool steel		Stainless steel			Grey cast iron		Nodular cast iron		Malleable cast iron	
VDI 3323	1	2	3	4	5	6	7	8	9	10	11	12	13	14	15	16	17	18	19	20
HRc		13	25	28	32	10	29	32	38	15	35	15	23	10	10	26	3	25		21
HB	125	190	250	270	300	180	275	300	350	200	325	200	240	180	180	260	160	250	130	230
Recommend	○	○				○				○										

ISO	N										S							H			
Material Description	Aluminum-wrought alloy		Aluminum-cast, alloyed			Copper and Copper Alloys (Bronze / Brass)			Non Metallic Materials		Heat Resistant Super Alloys					Titanium Alloys		Hardened steel		Chilled Cast Iron	Hardened Cast Iron
VDI 3323	21	22	23	24	25	26	27	28	29	30	31	32	33	34	35	36	37	38	39	40	41
HRc											15	30	25	38	34			55	60	42	55
HB	60	100	75	90	130	110	90	100			200	280	250	350	320	400 Rm	1050 Rm	550	630	400	550
Recommend	◎	◎	◎	◎	○																