GENERAL HSS END MILLS

FLAT SHANK **E2570** SERIES
FLAT SHANK **EQ570** SERIES

HSS Co8, 2 FLUTE SHORT LENGTH

HSS Co8, 2 SCHNEIDEN KURZ
FRAISE HSS Co8, 2 DENTS, COURTE
2 TAGLIENTI, SERIE CORTA - HSS Co8



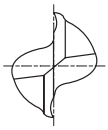

HSS Co8 | DIN 327 | 2 | 30° | DIN 1835B | UNCOATED | TiAlN

p.C742~C745

Recommended ToolHolder	Flat Shank	Plain Shank
	END MILL HOLDER	POWER MILLING CHUCK
	-	ER COLLET CHUCK SK SLIM CHUCK

Unit : mm

EDP No.		Mill Diameter	Shank Diameter	Length of Cut	Overall Length
UNCOATED	TiAlN	e8	h6		
E2570010	EQ570010	1.0	6	2.5	47
E2570015	EQ570015	1.5	6	3	47
E2570020	EQ570020	2.0	6	4	48
E2570025	EQ570025	2.5	6	5	49
E2570028	EQ570028	2.8	6	5	49
E2570030	EQ570030	3.0	6	5	49
E2570035	EQ570035	3.5	6	6	50
E2570038	EQ570038	3.8	6	7	51
E2570040	EQ570040	4.0	6	7	51
E2570045	EQ570045	4.5	6	7	51
E2570048	EQ570048	4.8	6	8	52
E2570050	EQ570050	5.0	6	8	52
E2570055	EQ570055	5.5	6	8	52
E2570957	EQ570957	5.8	6	8	52
E2570060	EQ570060	6.0	6	8	52
E2570065	EQ570065	6.5	10	10	60
E2570967	EQ570967	6.8	10	10	60
E2570070	EQ570070	7.0	10	10	60
E2570075	EQ570075	7.5	10	10	60
E2570977	EQ570977	7.8	10	11	61
E2570080	EQ570080	8.0	10	11	61
E2570085	EQ570085	8.5	10	11	61
E2570087	EQ570087	8.7	10	11	61
E2570090	EQ570090	9.0	10	11	61

Tolerances according to DIN 7160 & 7161

Tolerance range in ㎛						
Nominal-Diameter in ㎜						
	from 1 to 3	over 3 to 6	over 6 to 10	over 10 to 18	over 18 to 30	over 30 to 50
e8	- 14 - 28	- 20 - 38	- 25 - 47	- 32 - 59	- 40 - 73	- 50 - 89
h6	0 - 6	0 - 8	0 - 9	0 - 11	0 - 13	0 - 16

▶ Other shank design on your request.
▶ TiN and TiCN Coatings are available on your request.

▶ NEXT PAGE

◎ : Excellent ○ : Good

ISO	P											M			K					
Material Description	Non-alloy steel					Low alloy steel				High alloyed steel, and tool steel		Stainless steel			Grey cast iron		Nodular cast iron		Malleable cast iron	
VDI 3323	1	2	3	4	5	6	7	8	9	10	11	12	13	14	15	16	17	18	19	20
HRc		13	25	28	32	10	29	32	38	15	35	15	23	10	10	26	3	25		21
HB	125	190	250	270	300	180	275	300	350	200	325	200	240	180	180	260	160	250	130	230
Recommend	◎	◎	◎	◎	○	◎	◎	○	○	◎	○									

ISO	N										S							H			
Material Description	Aluminum-wrought alloy		Aluminum-cast, alloyed			Copper and Copper Alloys (Bronze / Brass)			Non Metallic Materials		Heat Resistant Super Alloys					Titanium Alloys		Hardened steel		Chilled Cast Iron	Hardened Cast Iron
VDI 3323	21	22	23	24	25	26	27	28	29	30	31	32	33	34	35	36	37	38	39	40	41
HRc											15	30	25	38	34			55	60	42	55
HB	60	100	75	90	130	110	90	100			200	280	250	350	320	400 Rm	1050 Rm	550	630	400	550
Recommend	○	○	○	○	○																

phone:+82-32-526-0909, www.yg1.solutions, E-mail:yg1@yg1.solutions
YG-1 CO., LTD.

GENERAL HSS END MILLS

FLAT SHANK **E2570** SERIES
FLAT SHANK **EQ570** SERIES

HSS Co8, 2 FLUTE SHORT LENGTH

- HSS Co8, 2 SCHNEIDEN KURZ
- FRAISE HSS Co8, 2 DENTS, COURTE
- 2 TAGLIENTI, SERIE CORTA - HSS Co8



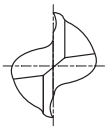

HSS Co8 | DIN 327 | 2 | 30° | DIN 1835B | UNCOATED | TiAlN

p.C742~C745

Recommended ToolHolder	Flat Shank	Plain Shank
	END MILL HOLDER	POWER MILLING CHUCK
	-	ER COLLET CHUCK SK SLIM CHUCK

Unit : mm

EDP No.		Mill Diameter	Shank Diameter	Length of Cut	Overall Length
UNCOATED	TiAlN	e8	h6		
E2570095	EQ570095	9.5	10	11	61
E2570097	EQ570097	9.7	10	13	63
E2570100	EQ570100	10.0	10	13	63
E2570105	EQ570105	10.5	12	13	70
E2570107	EQ570107	10.7	12	13	70
E2570110	EQ570110	11.0	12	13	70
E2570115	EQ570115	11.5	12	13	70
E2570117	EQ570117	11.7	12	16	73
E2570120	EQ570120	12.0	12	16	73
E2570125	EQ570125	12.5	12	16	73
E2570127	EQ570127	12.7	12	16	73
E2570130	EQ570130	13.0	12	16	73
E2570135	EQ570135	13.5	12	16	73
E2570137	EQ570137	13.7	12	16	73
E2570140	EQ570140	14.0	12	16	73
E2570147	EQ570147	14.7	12	16	73
E2570150	EQ570150	15.0	12	16	73
E2570157	EQ570157	15.7	16	19	79
E2570160	EQ570160	16.0	16	19	79
E2570167	EQ570167	16.7	16	19	79
E2570170	EQ570170	17.0	16	19	79
E2570177	EQ570177	17.7	16	19	79
E2570180	EQ570180	18.0	16	19	79
E2570190	EQ570190	19.0	16	19	79

▶ Other shank design on your request.
▶ TiN and TiCN Coatings are available on your request.

▶ NEXT PAGE

Tolerances according to DIN 7160 & 7161

Tolerance range in ㎛						
Nominal-Diameter in ㎜						
	from 1 to 3	over 3 to 6	over 6 to 10	over 10 to 18	over 18 to 30	over 30 to 50
e8	- 14 - 28	- 20 - 38	- 25 - 47	- 32 - 59	- 40 - 73	- 50 - 89
h6	0 - 6	0 - 8	0 - 9	0 - 11	0 - 13	0 - 16

◎ : Excellent ○ : Good

ISO	P											M			K					
Material Description	Non-alloy steel					Low alloy steel				High alloyed steel, and tool steel		Stainless steel			Grey cast iron		Nodular cast iron		Malleable cast iron	
VDI 3323	1	2	3	4	5	6	7	8	9	10	11	12	13	14	15	16	17	18	19	20
HRc		13	25	28	32	10	29	32	38	15	35	15	23	10	10	26	3	25		21
HB	125	190	250	270	300	180	275	300	350	200	325	200	240	180	180	260	160	250	130	230
Recommend	◎	◎	◎	◎	○	◎	◎	○	○	◎	○									

ISO	N										S							H			
Material Description	Aluminum-wrought alloy		Aluminum-cast, alloyed			Copper and Copper Alloys (Bronze / Brass)			Non Metallic Materials		Heat Resistant Super Alloys					Titanium Alloys		Hardened steel		Chilled Cast Iron	Hardened Cast Iron
VDI 3323	21	22	23	24	25	26	27	28	29	30	31	32	33	34	35	36	37	38	39	40	41
HRc											15	30	25	38	34			55	60	42	55
HB	60	100	75	90	130	110	90	100			200	280	250	350	320	400 Rm	1050 Rm	550	630	400	550
Recommend	○	○	○	○	○																

GENERAL HSS END MILLS

FLAT SHANK **E2570** SERIES
FLAT SHANK **EQ570** SERIES

HSS Co8, 2 FLUTE SHORT LENGTH

HSS Co8, 2 SCHNEIDEN KURZ
FRAISE HSS Co8, 2 DENTS, COURTE
2 TAGLIENTI, SERIE CORTA - HSS Co8



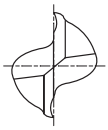

HSS Co8 | DIN 327 | 2 | 30° | DIN 1835B | UNCOATED | TiAlN

p.C742~C745

Recommended ToolHolder	Flat Shank	Plain Shank
	END MILL HOLDER	POWER MILLING CHUCK
	-	ER COLLET CHUCK SK SLIM CHUCK

Unit : mm

EDP No.		Mill Diameter	Shank Diameter	Length of Cut	Overall Length
UNCOATED	TiAlN	e8	h6		
E2570197	EQ570197	19.7	20	22	88
E2570920	EQ570920	20.0	16	22	82
E2570200	EQ570200	20.0	20	22	88
E2570210	EQ570210	21.0	20	22	88
E2570220	EQ570220	22.0	20	22	88
E2570922	EQ570922	22.0	25	22	98
E2570240	EQ570240	24.0	25	26	102
E2570250	EQ570250	25.0	25	26	102
E2570260	EQ570260	26.0	25	26	102
E2570270	EQ570270	27.0	25	26	102
E2570280	EQ570280	28.0	25	26	102
E2570290	EQ570290	29.0	25	26	102
E2570300	EQ570300	30.0	25	26	102
E2570320	EQ570320	32.0	32	32	112
E2570340	EQ570340	34.0	32	32	112
E2570350	EQ570350	35.0	32	32	112
E2570360	EQ570360	36.0	32	32	112
E2570380	EQ570380	38.0	32	38	118
E2570938	EQ570938	38.0	40	38	130
E2570400	EQ570400	40.0	32	38	118
E2570903	EQ570903	40.0	40	38	130

▶ Other shank design on your request.
▶ TiN and TiCN Coatings are available on your request.

Tolerances according to DIN 7160 & 7161

Tolerance range in ㎛						
Nominal-Diameter in ㎜						
	from 1 to 3	over 3 to 6	over 6 to 10	over 10 to 18	over 18 to 30	over 30 to 50
e8	- 14 - 28	- 20 - 38	- 25 - 47	- 32 - 59	- 40 - 73	- 50 - 89
h6	0 - 6	0 - 8	0 - 9	0 - 11	0 - 13	0 - 16

◎ : Excellent ○ : Good

ISO	P											M			K					
Material Description	Non-alloy steel					Low alloy steel				High alloyed steel, and tool steel		Stainless steel			Grey cast iron		Nodular cast iron		Malleable cast iron	
VDI 3323	1	2	3	4	5	6	7	8	9	10	11	12	13	14	15	16	17	18	19	20
HRc		13	25	28	32	10	29	32	38	15	35	15	23	10	10	26	3	25		21
HB	125	190	250	270	300	180	275	300	350	200	325	200	240	180	180	260	160	250	130	230
Recommend	◎	◎	◎	◎	○	◎	◎	○	○	◎	○									

ISO	N										S							H			
Material Description	Aluminum-wrought alloy		Aluminum-cast, alloyed			Copper and Copper Alloys (Bronze / Brass)			Non Metallic Materials		Heat Resistant Super Alloys					Titanium Alloys		Hardened steel		Chilled Cast Iron	Hardened Cast Iron
VDI 3323	21	22	23	24	25	26	27	28	29	30	31	32	33	34	35	36	37	38	39	40	41
HRc											15	30	25	38	34			55	60	42	55
HB	60	100	75	90	130	110	90	100			200	280	250	350	320	400 Rm	1050 Rm	550	630	400	550
Recommend	○	○	○	○	○																

phone:+82-32-526-0909, www.yg1.solutions, E-mail:yg1@yg1.solutions
YG-1 CO., LTD.