GENERAL HSS END MILLS

FLAT SHANK **E2751** SERIES
FLAT SHANK **EQ751** SERIES

HSS Co8, MULTI FLUTE SHORT LENGTH ROUGHING - COARSE

HSS Co8, MULTI SCHNEIDEN KURZ SCHRUPPFRÄSER - GROB
FRAISE HSS Co8, MULTI-DENTS ÉBAUCHE, PAS GROSSIER, COURTE
MULTI TAGLIENTE, PER SGROSSATURA, SERIE CORTA, BOMBATO GROSSO - HSS Co8

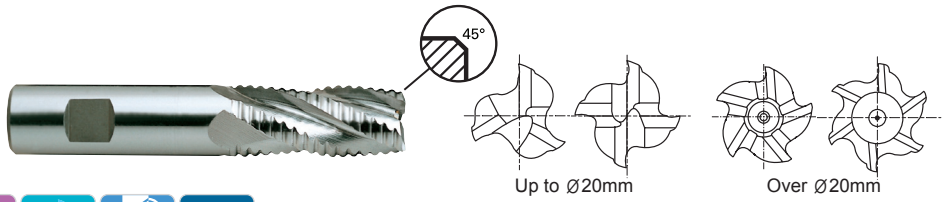

HSS Co8 | DIN 844 | NR | 3-6 | 30° | DIN 1835B | ~Ø20 | Ø22~ | C x 45° | UNCOATED | TiAlN

p.C758~C761

Recommended ToolHolder	Flat Shank	Plain Shank
	END MILL HOLDER	POWER MILLING CHUCK
	-	ER COLLET CHUCK SK SLIM CHUCK

Unit : mm

EDP No.		Mill Diameter	Shank Diameter	Length of Cut	Overall Length	No. of Flute	Chamfer
UNCOATED	TiAlN	js12	h6				
E2751060	EQ751060	6.0	6	13	57	3	0.25
E2751070	EQ751070	7.0	10	16	66	3	0.25
E2751080	EQ751080	8.0	10	19	69	3	0.25
E2751090	EQ751090	9.0	10	19	69	3	0.34
E2751095	EQ751095	9.5	10	19	69	3	0.34
E2751100	EQ751100	10.0	10	22	72	4	0.34
E2751110	EQ751110	11.0	12	22	79	4	0.50
E2751120	EQ751120	12.0	12	26	83	4	0.50
E2751125	EQ751125	12.5	12	26	83	4	0.50
E2751130	EQ751130	13.0	12	26	83	4	0.50
E2751140	EQ751140	14.0	12	26	83	4	0.55
E2751145	EQ751145	14.5	12	26	83	4	0.55
E2751150	EQ751150	15.0	12	26	83	4	0.55
E2751160	EQ751160	16.0	16	32	92	4	0.55
E2751170	EQ751170	17.0	16	32	92	4	0.55
E2751180	EQ751180	18.0	16	32	92	4	0.55
E2751190	EQ751190	19.0	16	32	92	4	0.55
E2751200	EQ751200	20.0	20	38	104	4	0.55
E2751901	EQ751901	20.0	16	38	98	4	0.55
E2751220	EQ751220	22.0	20	38	104	5	0.55

▶ Other shank design on your request.
▶ TiN and TiCN Coatings are available on your request.

▶ NEXT PAGE

Tolerances according to DIN 7160 & 7161

Tolerance range in ㎛						
Nominal-Diameter in ㎜						
	from 1 to 3	over 3 to 6	over 6 to 10	over 10 to 18	over 18 to 30	over 30 to 50
js12	±50	±60	±75	±90	±105	±125
h6	0 - 6	0 - 8	0 - 9	0 - 11	0 - 13	0 - 16

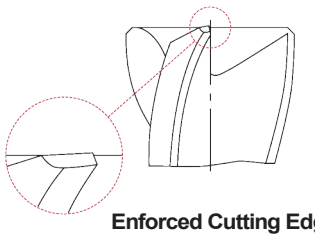

Enforced Cutting Edge

◎ : Excellent ○ : Good

ISO	P											M			K					
Material Description	Non-alloy steel					Low alloy steel				High alloyed steel, and tool steel		Stainless steel			Grey cast iron		Nodular cast iron		Malleable cast iron	
VDI 3323	1	2	3	4	5	6	7	8	9	10	11	12	13	14	15	16	17	18	19	20
HRc		13	25	28	32	10	29	32	38	15	35	15	23	10	10	26	3	25		21
HB	125	190	250	270	300	180	275	300	350	200	325	200	240	180	180	260	160	250	130	230
Recommend	◎	◎	◎	◎	◎	◎	◎	◎	○	◎	○									

ISO	N										S							H			
Material Description	Aluminum-wrought alloy		Aluminum-cast, alloyed			Copper and Copper Alloys (Bronze / Brass)			Non Metallic Materials		Heat Resistant Super Alloys					Titanium Alloys		Hardened steel		Chilled Cast Iron	Hardened Cast Iron
VDI 3323	21	22	23	24	25	26	27	28	29	30	31	32	33	34	35	36	37	38	39	40	41
HRc											15	30	25	38	34			55	60	42	55
HB	60	100	75	90	130	110	90	100			200	280	250	350	320	400 Rm	1050 Rm	550	630	400	550
Recommend	○	○	○	○	○																

GENERAL HSS END MILLS

FLAT SHANK **E2751** SERIES
FLAT SHANK **EQ751** SERIES

HSS Co8, MULTI FLUTE SHORT LENGTH ROUGHING - COARSE

- HSS Co8, MULTI SCHNEIDEN KURZ SCHRUPPFRÄSER - GROB
- FRAISE HSS Co8, MULTI-DENTS ÉBAUCHE, PAS GROSSIER, COURTE
- MULTI TAGLIENTE, PER SGROSSATURA, SERIE CORTA, BOMBATO GROSSO - HSS Co8



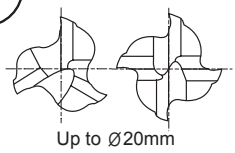
Up to Ø20mm

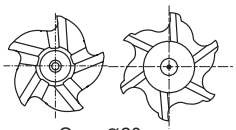
Over Ø20mm

HSS Co8 | DIN 844 | NR | 3-6 | 30° | DIN 1835B | ~Ø20 | Ø22~ | C x 45° | UNCOATED | TiAlN

p.C758~C761

Recommended ToolHolder	Flat Shank	Plain Shank
	END MILL HOLDER	POWER MILLING CHUCK
	-	ER COLLET CHUCK SK SLIM CHUCK

Unit : mm

EDP No.		Mill Diameter	Shank Diameter	Length of Cut	Overall Length	No. of Flute	Chamfer
UNCOATED	TiAlN	js12	h6				
E2751240	EQ751240	24.0	25	45	121	5	0.55
E2751250	EQ751250	25.0	25	45	121	5	0.55
E2751260	EQ751260	26.0	25	45	121	6	0.55
E2751280	EQ751280	28.0	25	45	121	6	0.70
E2751300	EQ751300	30.0	25	45	121	6	0.70
E2751320	EQ751320	32.0	32	53	133	6	0.70
E2751340	EQ751340	34.0	32	53	133	6	0.70
E2751350	EQ751350	35.0	32	53	133	6	0.70
E2751360	EQ751360	36.0	32	53	133	6	0.70
E2751380	EQ751380	38.0	32	63	155	6	0.70
E2751938	EQ751938	38.0	40	63	155	6	0.70
E2751400	EQ751400	40.0	32	63	155	6	0.88
E2751940	EQ751940	40.0	40	63	155	6	0.88
E2751450	EQ751450	45.0	32	63	143	6	0.88
E2751500	EQ751500	50.0	50	75	177	6	0.88

▶ Other shank design on your request.
▶ TiN and TiCN Coatings are available on your request.

Tolerances according to DIN 7160 & 7161

Tolerance range in ㎛						
Nominal-Diameter in ㎜						
	from 1 to 3	over 3 to 6	over 6 to 10	over 10 to 18	over 18 to 30	over 30 to 50
js12	±50	±60	±75	±90	±105	±125
h6	0 - 6	0 - 8	0 - 9	0 - 11	0 - 13	0 - 16

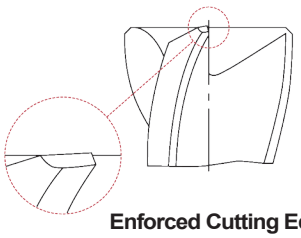
Enforced Cutting Edge

◎ : Excellent ○ : Good

ISO	P											M			K					
Material Description	Non-alloy steel					Low alloy steel				High alloyed steel, and tool steel		Stainless steel			Grey cast iron		Nodular cast iron		Malleable cast iron	
VDI 3323	1	2	3	4	5	6	7	8	9	10	11	12	13	14	15	16	17	18	19	20
HRc		13	25	28	32	10	29	32	38	15	35	15	23	10	10	26	3	25		21
HB	125	190	250	270	300	180	275	300	350	200	325	200	240	180	180	260	160	250	130	230
Recommend	◎	◎	◎	◎	◎	◎	◎	◎	○	◎	○									

ISO	N										S							H			
Material Description	Aluminum-wrought alloy		Aluminum-cast, alloyed			Copper and Copper Alloys (Bronze / Brass)			Non Metallic Materials		Heat Resistant Super Alloys					Titanium Alloys		Hardened steel		Chilled Cast Iron	Hardened Cast Iron
VDI 3323	21	22	23	24	25	26	27	28	29	30	31	32	33	34	35	36	37	38	39	40	41
HRc											15	30	25	38	34			55	60	42	55
HB	60	100	75	90	130	110	90	100			200	280	250	350	320	400 Rm	1050 Rm	550	630	400	550
Recommend	○	○	○	○	○																

phone:+82-32-526-0909, www.yg1.solutions, E-mail:yg1@yg1.solutions
YG-1 CO., LTD.