ALU-POWER END MILLS

PLAIN SHANK **E5E51 SERIES**

CARBIDE, 3 FLUTE 45° HELIX LONG LENGTH CORNER RADIUS

VOLLHARTMETALL, 3 SCHNEIDEN 45° RECHTSSPIRALE LANG ECKENRADIUS
FRAISE CARBURE, 3 DENTS, TORIQUE, HÉLICE 45°, LONGUE
3 TAGLIENTI, ELICA 45°, TORICA, SERIE LUNGA

- Excellent cutting qualities on aluminum and copper
- Increased tool life and higher cutting accuracy
- Mirror surface - Excellent surface finish
- Superior chip evacuation
- Reduces chipping of corner edges

- Ausgezeichnete Schneideigenschaften in Aluminium, Kupfer
- Verbesserte Standzeiten und höhere Fräsgenauigkeit.
- Spiegel-Oberfläche - Hervorragendes Oberflächenfinishing.
- Überlegene Spanabfuhr
- Reduzierung von Schneideckenausbrüchen.



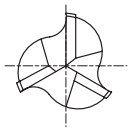

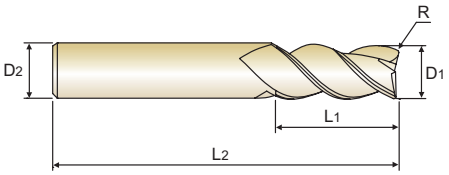

CARBIDE | 3 | 45° | PLAIN | UNCOATED

p.C537

Recommended ToolHolder	Flat Shank	Plain Shank
	END MILL HOLDER	HYDRAULIC CHUCK
		SHRINK FIT HOLDER
		POWER MILLING CHUCK
	-	ER COLLET CHUCK

Unit : mm

EDP No.	Corner Radius	Mill Diameter	Shank Diameter	Length of Cut	Overall Length
	R	D1	D2	L1	L2
E5E51030	R0.5	3.0	6	12	57
E5E51901	R1.0	3.0	6	12	57
E5E51040	R0.5	4.0	6	15	57
E5E51902	R1.0	4.0	6	15	57
E5E51050	R0.5	5.0	6	20	57
E5E51903	R1.0	5.0	6	20	57
E5E51060	R0.5	6.0	6	20	65
E5E51904	R1.0	6.0	6	20	65
E5E51080	R0.5	8.0	8	22	65
E5E51905	R1.0	8.0	8	22	65
E5E51100	R0.5	10.0	10	25	70
E5E51906	R1.0	10.0	10	25	70
E5E51907	R2.0	10.0	10	25	70
E5E51120	R0.5	12.0	12	25	75
E5E51908	R1.0	12.0	12	25	75
E5E51909	R2.0	12.0	12	25	75
E5E51160	R0.5	16.0	16	35	90
E5E51910	R1.0	16.0	16	35	90
E5E51911	R2.0	16.0	16	35	90
E5E51200	R0.5	20.0	20	40	100
E5E51912	R1.0	20.0	20	40	100
E5E51913	R2.0	20.0	20	40	100

- TiN, TiCN and TiAlN Coatings are available on your request.

Mill Dia. Tolerance(mm)	Shank Dia. Tolerance
0 ~ - 0.015	h5

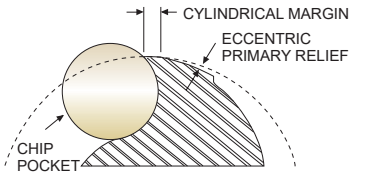

◎ : Excellent ○ : Good

ISO	P											M			K					
Material Description	Non-alloy steel					Low alloy steel				High alloyed steel, and tool steel		Stainless steel			Grey cast iron		Nodular cast iron		Malleable cast iron	
VDI 3323	1	2	3	4	5	6	7	8	9	10	11	12	13	14	15	16	17	18	19	20
HRc		13	25	28	32	10	29	32	38	15	35	15	23	10	10	26	3	25		21
HB	125	190	250	270	300	180	275	300	350	200	325	200	240	180	180	260	160	250	130	230
Recommend																				

ISO	N										S							H			
Material Description	Aluminum-wrought alloy		Aluminum-cast, alloyed			Copper and Copper Alloys (Bronze / Brass)			Non Metallic Materials		Heat Resistant Super Alloys					Titanium Alloys		Hardened steel		Chilled Cast Iron	Hardened Cast Iron
VDI 3323	21	22	23	24	25	26	27	28	29	30	31	32	33	34	35	36	37	38	39	40	41
HRc											15	30	25	38	34			55	60	42	55
HB	60	100	75	90	130	110	90	100			200	280	250	350	320	400 Rm	1050 Rm	550	630	400	550
Recommend	◎	◎	◎	◎	○																

phone:+82-32-526-0909, www.yg1.solutions, E-mail:yg1@yg1.solutions
YG-1 CO., LTD.