JET-POWER END MILLS

PLAIN SHANK **EH913** SERIES
FLAT SHANK **EH914** SERIES

CARBIDE, 4 FLUTE 35° HELIX SHORT LENGTH

VOLLHARTMETALL, 4 SCHNEIDEN 35° RECHTSSPIRALE KURZ
Fraise carbure, 4 dents, hélice 35°, courte
4 TAGLIENTI, ELICA 35°, CORTA

- Ultra micro grain carbide
- Reduces chipping of corner edges
- Suitable for low hardness materials(under HRc45), alloy steels, tool steels, carbon steels, prehardened steels, stainless steels, etc

- Ultra Feinstkorn - Vollhartmetall
- Verstärkte Schneidkante.
- Für die Bearbeitung von: Werkstoffen bis 45 HRc, rostfreien Stählen, Titan und Nickellegierungen.



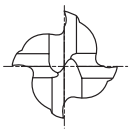

CARBIDE | 4 | 35° | PLAIN | FLAT | TiAlN

p.C470

Recommended ToolHolder

	Flat Shank	Plain Shank
◎	END MILL HOLDER	POWER MILLING CHUCK
◎	-	HYDRAULIC CHUCK SHRINK FIT HOLDER
○	-	ER COLLET CHUCK

Unit : mm

EDP No.		Mill Diameter	Shank Diameter	Length of Cut	Overall Length
PLAIN	FLAT	D_1	D_2	L_1	L_2
EH913020	-	2.0	4	6	40
EH913901	EH914901	2.0	6	6	40
EH913025	-	2.5	4	8	40
EH913902	EH914902	2.5	6	8	40
EH913030	EH914030	3.0	6	8	45
EH913035	EH914035	3.5	6	10	45
EH913040	EH914040	4.0	6	11	45
EH913045	EH914045	4.5	6	11	45
EH913050	EH914050	5.0	6	13	50
EH913055	EH914055	5.5	6	13	50
EH913060	EH914060	6.0	6	13	50
EH913065	EH914065	6.5	8	16	60
EH913070	EH914070	7.0	8	16	60
EH913075	EH914075	7.5	8	16	60
EH913080	EH914080	8.0	8	19	60
EH913085	EH914085	8.5	10	19	70
EH913090	EH914090	9.0	10	19	70
EH913095	EH914095	9.5	10	19	70
EH913100	EH914100	10.0	10	22	70
EH913110	EH914110	11.0	12	22	75

Mill Dia. Tolerance (mm)	Shank Dia. Tolerance
0 ~ - 0.03	h5

▶ NEXT PAGE

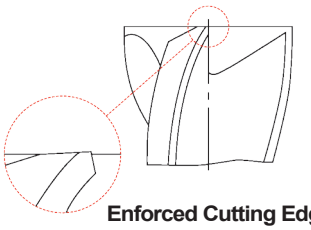

Enforced Cutting Edge

◎ : Excellent ○ : Good

ISO	P											M			K					
Material Description	Non-alloy steel					Low alloy steel				High alloyed steel, and tool steel		Stainless steel			Grey cast iron		Nodular cast iron		Malleable cast iron	
VDI 3323	1	2	3	4	5	6	7	8	9	10	11	12	13	14	15	16	17	18	19	20
HRc		13	25	28	32	10	29	32	38	15	35	15	23	10	10	26	3	25		21
HB	125	190	250	270	300	180	275	300	350	200	325	200	240	180	180	260	160	250	130	230
Recommend	○	○	◎	◎	◎	○	◎	◎	◎	○	◎	○	○	◎						

ISO	N										S							H			
Material Description	Aluminum-wrought alloy		Aluminum-cast, alloyed			Copper and Copper Alloys (Bronze / Brass)			Non Metallic Materials		Heat Resistant Super Alloys					Titanium Alloys		Hardened steel		Chilled Cast Iron	Hardened Cast Iron
VDI 3323	21	22	23	24	25	26	27	28	29	30	31	32	33	34	35	36	37	38	39	40	41
HRc											15	30	25	38	34			55	60	42	55
HB	60	100	75	90	130	110	90	100			200	280	250	350	320	400 Rm	1050 Rm	550	630	400	550
Recommend																◎	◎			○	

JET-POWER END MILLS

PLAIN SHANK **EH913 SERIES**
FLAT SHANK **EH914 SERIES**

CARBIDE, 4 FLUTE 35° HELIX SHORT LENGTH

VOLLHARTMETALL, 4 SCHNEIDEN 35° RECHTSSPIRALE KURZ
Fraise carbure, 4 dents, hélice 35°, courte
4 TAGLIENTI, ELICA 35°, CORTA

- Ultra micro grain carbide
- Reduces chipping of corner edges
- Suitable for low hardness materials(under HRc45), alloy steels, tool steels, carbon steels, prehardened steels, stainless steels, etc

- Ultra Feinstkorn - Vollhartmetall
- Verstärkte Schneidkante.
- Für die Bearbeitung von: Werkstoffen bis 45 HRc, rostfreien Stählen, Titan und Nickellegierungen.



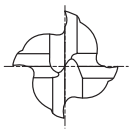

CARBIDE | 4 | 35° | PLAIN | FLAT | TiAlN

p.C470

Recommended ToolHolder	Flat Shank	Plain Shank
	END MILL HOLDER	POWER MILLING CHUCK
	-	HYDRAULIC CHUCK SHRINK FIT HOLDER
	-	ER COLLET CHUCK

Unit : mm

EDP No.		Mill Diameter	Shank Diameter	Length of Cut	Overall Length
PLAIN	FLAT	D_1	D_2	L_1	L_2
EH913120	**EH914120**	**12.0**	12	26	75
EH913140	**EH914140**	**14.0**	16	26	85
EH913160	**EH914160**	**16.0**	16	32	100
EH913180	**EH914180**	**18.0**	16	32	100
EH913200	**EH914200**	**20.0**	20	38	105
EH913220	**EH914220**	**22.0**	20	38	105
EH913250	**EH914250**	**25.0**	25	45	120

Mill Dia. Tolerance (mm)	Shank Dia. Tolerance
0 ~ - 0.03	h5

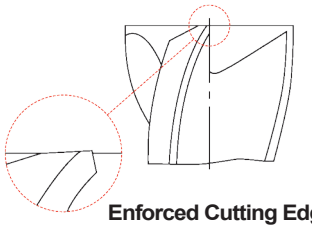

Enforced Cutting Edge

◎ : Excellent ○ : Good

ISO	P											M			K					
Material Description	Non-alloy steel					Low alloy steel				High alloyed steel, and tool steel		Stainless steel			Grey cast iron		Nodular cast iron		Malleable cast iron	
VDI 3323	1	2	3	4	5	6	7	8	9	10	11	12	13	14	15	16	17	18	19	20
HRc		13	25	28	32	10	29	32	38	15	35	15	23	10	10	26	3	25		21
HB	125	190	250	270	300	180	275	300	350	200	325	200	240	180	180	260	160	250	130	230
Recommend	○	○	◎	◎	◎	○	◎	◎	◎	○	◎	○	○	◎						

ISO	N										S							H			
Material Description	Aluminum-wrought alloy		Aluminum-cast, alloyed			Copper and Copper Alloys (Bronze / Brass)			Non Metallic Materials		Heat Resistant Super Alloys					Titanium Alloys		Hardened steel		Chilled Cast Iron	Hardened Cast Iron
VDI 3323	21	22	23	24	25	26	27	28	29	30	31	32	33	34	35	36	37	38	39	40	41
HRc											15	30	25	38	34			55	60	42	55
HB	60	100	75	90	130	110	90	100			200	280	250	350	320	400 Rm	1050 Rm	550	630	400	550
Recommend																◎	◎			○	