X5070 END MILLS

PLAIN SHANK **G8A46 SERIES**

CARBIDE, 2 FLUTE BALL NOSE for RIB PROCESSING

VOLLHARTMETALL, 2 SCHNEIDEN STIRNRADIUS für SCHMALE RIPPEN
Fraise carbure, 2 dents, hémisphérique pour usinage de rainure
2 TAGLIENTI, SEMISFERICA, SCARICATA PER NERVATURE

- Designed to machine high hardened materials.
- Suitable for dry cutting, high speed cutting thanks to newly developed raw-material and new coating.
- Excellent workpiece finish.
- Designed for high precision milling operation.
- Higher wear-resistance.

- Geeignet zum Fräsen hochgehärteter Stähle.
- Geeignet zum Trockenfräsen und HSC-Fräsen dank neuentwickeltem Material und Beschichtung.
- Excellente Werkstückoberflächen.
- Geeignet für hochpräzises Fräsen.
- Höhere Verschleißfestigkeit.

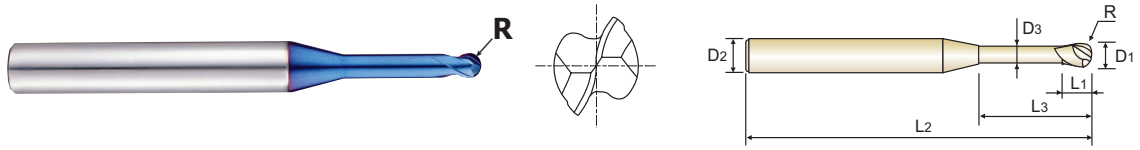

CARBIDE | 2 | 30° | R ±0.005 | PLAIN | BLUE

p.C182~C183

Recommended ToolHolder — Plain Shank: HYDRAULIC CHUCK SHRINK FIT HOLDER; POWER MILLING CHUCK; ER COLLET CHUCK SK SLIM CHUCK

Unit : mm

EDP No.	Radius of Ball Nose	Mill Diameter	Shank Diameter	Length of Cut	Length Below Shank	Overall Length	Neck Diameter
	R (±0.005)	D1	D2	L1	L3	L2	D3
G8A46805	R0.05	0.1	4	0.1	0.3	45	0.085
G8A46806	R0.05	0.1	4	0.1	0.5	45	0.085
G8A46002	R0.1	0.2	4	0.2	0.5	45	0.17
G8A46977	R0.1	0.2	4	0.2	1	45	0.17
G8A46958	R0.1	0.2	4	0.2	1.5	45	0.17
G8A46003	R0.15	0.3	4	0.3	1	45	0.27
G8A46959	R0.15	0.3	4	0.3	2	45	0.27
G8A46986	R0.15	0.3	4	0.3	3	45	0.27
G8A46004	R0.2	0.4	4	0.4	1	45	0.37
G8A46960	R0.2	0.4	4	0.4	2	45	0.37
G8A46961	R0.2	0.4	4	0.4	3	45	0.37
G8A46981	R0.2	0.4	4	0.4	4	45	0.37
G8A46987	R0.2	0.4	4	0.4	5	45	0.37
G8A46005	R0.25	0.5	4	0.4	2	45	0.45
G8A46804	R0.25	0.5	4	0.4	2.5	45	0.45
G8A46962	R0.25	0.5	4	0.4	4	45	0.45
G8A46963	R0.25	0.5	4	0.4	6	45	0.45
G8A46964	R0.25	0.5	4	0.4	8	45	0.45
G8A46957	R0.3	0.6	4	0.5	2	45	0.55
G8A46988	R0.3	0.6	4	0.5	3	45	0.55
G8A46915	R0.3	0.6	4	0.5	4	45	0.55
G8A46989	R0.3	0.6	4	0.5	5	45	0.55

Due to the characteristics of the blue decoration layer, it might be erased during short term use and the color layer might not be uniformed. However, it doesn't affect the performance of the tool.

▶ NEXT PAGE

Mill Dia. Tolerance (mm)	Shank Dia. Tolerance
0 ~ - 0.012	h5

◎ : Excellent ○ : Good

ISO	P											M			K					
Material Description	Non-alloy steel					Low alloy steel				High alloyed steel, and tool steel		Stainless steel			Grey cast iron		Nodular cast iron		Malleable cast iron	
VDI 3323	1	2	3	4	5	6	7	8	9	10	11	12	13	14	15	16	17	18	19	20
HRc		13	25	28	32	10	29	32	38	15	35	15	23	10	10	26	3	25		21
HB	125	190	250	270	300	180	275	300	350	200	325	200	240	180	180	260	160	250	130	230
Recommend					○			○	○		○									

ISO	N										S							H			
Material Description	Aluminum-wrought alloy		Aluminum-cast, alloyed			Copper and Copper Alloys (Bronze / Brass)			Non Metallic Materials		Heat Resistant Super Alloys					Titanium Alloys		Hardened steel		Chilled Cast Iron	Hardened Cast Iron
VDI 3323	21	22	23	24	25	26	27	28	29	30	31	32	33	34	35	36	37	38	39	40	41
HRc											15	30	25	38	34			55	60	42	55
HB	60	100	75	90	130	110	90	100			200	280	250	350	320	400 Rm	1050 Rm	550	630	400	550
Recommend																		◎	◎	○	◎

X5070 END MILLS

PLAIN SHANK **G8A46** SERIES

CARBIDE, 2 FLUTE BALL NOSE for RIB PROCESSING

VOLLHARTMETALL, 2 SCHNEIDEN STIRNRADIUS für SCHMALE RIPPEN
Fraise carbure, 2 dents, hémisphérique pour usinage de rainure
2 TAGLIENTI, SEMISFERICA, SCARICATA PER NERVATURE

- Designed to machine high hardened materials.
- Suitable for dry cutting, high speed cutting thanks to newly developed raw-material and new coating.
- Excellent workpiece finishes.
- Designed for high precision milling operation.
- Higher wear-resistance.

- Geeignet zum Fräsen hochgehärteter Stähle.
- Geeignet zum Trockenfräsen und HSC-Fräsen dank neuentwickeltem Material und Beschichtung.
- Exzellente Werkstückoberflächen.
- Geeignet für hochpräzises Fräsen.
- Höhere Verschleißfestigkeit.



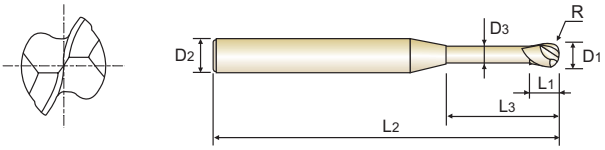

CARBIDE | 2 | 30° | R ±0.005 | PLAIN | BLUE

p.C182~C183

Recommended ToolHolder
Plain Shank
HYDRAULIC CHUCK
SHRINK FIT HOLDER
POWER MILLING CHUCK
ER COLLET CHUCK
SK SLIM CHUCK

Unit : mm

EDP No.	Radius of Ball Nose	Mill Diameter	Shank Diameter	Length of Cut	Length Below Shank	Overall Length	Neck Diameter
	R (±0.005)	D1	D2	L1	L3	L2	D3
G8A46916	R0.3	0.6	4	0.5	6	45	0.55
G8A46917	R0.3	0.6	4	0.5	8	45	0.55
G8A46990	R0.3	0.6	4	0.5	10	45	0.55
G8A46918	R0.4	0.8	4	0.6	2	45	0.75
G8A46919	R0.4	0.8	4	0.6	4	45	0.75
G8A46008	R0.4	0.8	4	0.6	6	45	0.75
G8A46901	R0.4	0.8	4	0.6	8	45	0.75
G8A46965	R0.4	0.8	4	0.6	10	45	0.75
G8A46920	R0.5	1.0	4	0.8	3	45	0.95
G8A46921	R0.5	1.0	4	0.8	4	45	0.95
G8A46923	R0.5	1.0	4	0.8	5	45	0.95
G8A46010	R0.5	1.0	4	0.8	6	45	0.95
G8A46924	R0.5	1.0	4	0.8	7	45	0.95
G8A46902	R0.5	1.0	4	0.8	8	45	0.95
G8A46925	R0.5	1.0	4	0.8	9	45	0.95
G8A46903	R0.5	1.0	4	0.8	10	45	0.95
G8A46904	R0.5	1.0	4	0.8	12	45	0.95
G8A46926	R0.5	1.0	4	0.8	14	50	0.95
G8A46927	R0.5	1.0	4	0.8	16	50	0.95
G8A46966	R0.5	1.0	4	0.8	20	55	0.95
G8A46982	R0.6	1.2	4	1.0	6	45	1.15
G8A46012	R0.6	1.2	4	1.0	8	45	1.15

Due to the characteristics of the blue decoration layer, it might be erased during short term use and the color layer might not be uniformed. However, it doesn't affect the performance of the tool.

▶ NEXT PAGE

Mill Dia. Tolerance (mm)	Shank Dia. Tolerance
0 ~ - 0.012	h5

◎ : Excellent ○ : Good

ISO	P											M			K					
Material Description	Non-alloy steel					Low alloy steel				High alloyed steel, and tool steel		Stainless steel			Grey cast iron		Nodular cast iron		Malleable cast iron	
VDI 3323	1	2	3	4	5	6	7	8	9	10	11	12	13	14	15	16	17	18	19	20
HRc		13	25	28	32	10	29	32	38	15	35	15	23	10	10	26	3	25		21
HB	125	190	250	270	300	180	275	300	350	200	325	200	240	180	180	260	160	250	130	230
Recommend					○			○	○		○									

ISO	N										S							H			
Material Description	Aluminum-wrought alloy		Aluminum-cast, alloyed			Copper and Copper Alloys (Bronze / Brass)			Non Metallic Materials		Heat Resistant Super Alloys					Titanium Alloys		Hardened steel		Chilled Cast Iron	Hardened Cast Iron
VDI 3323	21	22	23	24	25	26	27	28	29	30	31	32	33	34	35	36	37	38	39	40	41
HRc											15	30	25	38	34			55	60	42	55
HB	60	100	75	90	130	110	90	100			200	280	250	350	320	400 Rm	1050 Rm	550	630	400	550
Recommend																		◎	◎	○	◎

phone:+82-32-526-0909, www.yg1.solutions, E-mail:yg1@yg1.solutions
YG-1 CO., LTD.

CARBIDE, 2 FLUTE BALL NOSE for RIB PROCESSING

VOLLHARTMETALL, 2 SCHNEIDEN STIRNRADIUS für SCHMALE RIPPEN

Fraise carbure, 2 dents, hémisphérique pour usinage de rainure

2 TAGLIENTI, SEMISFERICA, SCARICATA PER NERVATURE

- Designed to machine high hardened materials.
- Suitable for dry cutting, high speed cutting thanks to newly developed raw-material and new coating.
- Excellent workpiece finish.
- Designed for high precision milling operation.
- Higher wear-resistance.

- Geeignet zum Fräsen hochgehärteter Stähle.
- Geeignet zum Trockenfräsen und HSC-Fräsen dank neuentwickeltem Material und Beschichtung.
- Excellente Werkstückoberflächen.
- Geeignet für hochpräzises Fräsen.
- Höhere Verschleißfestigkeit.

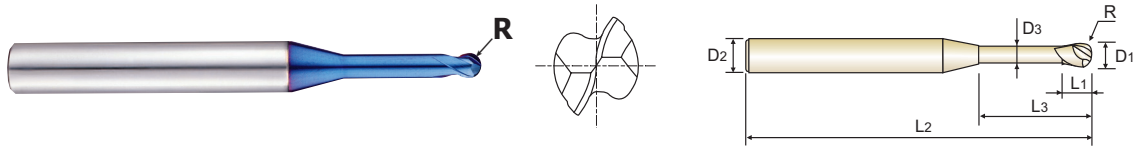

CARBIDE | 2 | 30° | R ±0.005 | PLAIN | BLUE

p.C182~C183

Recommended ToolHolder — Plain Shank: HYDRAULIC CHUCK SHRINK FIT HOLDER; POWER MILLING CHUCK; ER COLLET CHUCK SK SLIM CHUCK

Unit : mm

EDP No.	Radius of Ball Nose	Mill Diameter	Shank Diameter	Length of Cut	Length Below Shank	Overall Length	Neck Diameter
	R (±0.005)	D1	D2	L1	L3	L2	D3
G8A46983	R0.6	1.2	4	1.0	10	45	1.15
G8A46905	R0.6	1.2	4	1.0	12	45	1.15
G8A46930	R0.75	1.5	4	1.2	6	45	1.45
G8A46015	R0.75	1.5	4	1.2	8	45	1.45
G8A46931	R0.75	1.5	4	1.2	10	45	1.45
G8A46906	R0.75	1.5	4	1.2	12	45	1.45
G8A46992	R0.75	1.5	4	1.2	14	50	1.45
G8A46907	R0.75	1.5	4	1.2	16	50	1.45
G8A46932	R0.75	1.5	4	1.2	20	55	1.45
G8A46939	R1.0	2.0	4	1.6	4	45	1.95
G8A46940	R1.0	2.0	4	1.6	6	45	1.95
G8A46020	R1.0	2.0	4	1.6	8	45	1.95
G8A46941	R1.0	2.0	4	1.6	10	45	1.95
G8A46942	R1.0	2.0	4	1.6	12	50	1.95
G8A46943	R1.0	2.0	4	1.6	14	50	1.95
G8A46909	R1.0	2.0	4	1.6	16	50	1.95
G8A46993	R1.0	2.0	4	1.6	18	55	1.95
G8A46910	R1.0	2.0	4	1.6	20	55	1.95
G8A46944	R1.0	2.0	4	1.6	22	60	1.95
G8A46945	R1.0	2.0	4	1.6	25	60	1.95
G8A46967	R1.0	2.0	4	1.6	30	70	1.95
G8A46948	R1.5	3.0	6	2.4	12	50	2.85

Due to the characteristics of the blue decoration layer, it might be erased during short term use and the color layer might not be uniformed. However, it doesn't affect the performance of the tool.

▶ NEXT PAGE

Mill Dia. Tolerance (mm)	Shank Dia. Tolerance
0 ~ - 0.012	h5

◎ : Excellent ○ : Good

ISO	P											M			K					
Material Description	Non-alloy steel					Low alloy steel				High alloyed steel, and tool steel		Stainless steel			Grey cast iron		Nodular cast iron		Malleable cast iron	
VDI 3323	1	2	3	4	5	6	7	8	9	10	11	12	13	14	15	16	17	18	19	20
HRc		13	25	28	32	10	29	32	38	15	35	15	23	10	10	26	3	25		21
HB	125	190	250	270	300	180	275	300	350	200	325	200	240	180	180	260	160	250	130	230
Recommend					○			○	○		○									

ISO	N										S							H			
Material Description	Aluminum-wrought alloy		Aluminum-cast, alloyed			Copper and Copper Alloys (Bronze / Brass)			Non Metallic Materials		Heat Resistant Super Alloys					Titanium Alloys		Hardened steel		Chilled Cast Iron	Hardened Cast Iron
VDI 3323	21	22	23	24	25	26	27	28	29	30	31	32	33	34	35	36	37	38	39	40	41
HRc											15	30	25	38	34			55	60	42	55
HB	60	100	75	90	130	110	90	100			200	280	250	350	320	400 Rm	1050 Rm	550	630	400	550
Recommend																		◎	◎	○	◎

YG X5070 END MILLS

PLAIN SHANK **G8A46** SERIES

CARBIDE, 2 FLUTE BALL NOSE for RIB PROCESSING

VOLLHARTMETALL, 2 SCHNEIDEN STIRNRADIUS für SCHMALE RIPPEN
Fraise carbure, 2 dents, hémisphérique pour usinage de rainure
2 TAGLIENTI, SEMISFERICA, SCARICATA PER NERVATURE

- Designed to machine high hardened materials.
- Suitable for dry cutting, high speed cutting thanks to newly developed raw-material and new coating.
- Excellent workpiece finish.
- Designed for high precision milling operation.
- Higher wear-resistance.

- Geeignet zum Fräsen hochgehärteter Stähle.
- Geeignet zum Trockenfräsen und HSC-Fräsen dank neuentwickeltem Material und Beschichtung.
- Excellente Werkstückoberflächen.
- Geeignet für hochpräzises Fräsen.
- Höhere Verschleißfestigkeit.



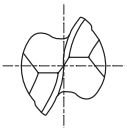

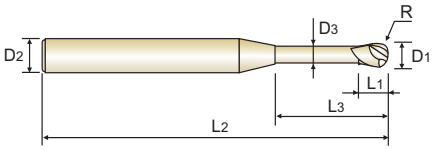

CARBIDE | 2 | 30° | R ±0.005 | PLAIN | BLUE

p.C182~C183

Recommended ToolHolder
Plain Shank
- HYDRAULIC CHUCK SHRINK FIT HOLDER
- POWER MILLING CHUCK
- ER COLLET CHUCK SK SLIM CHUCK

Unit : mm

EDP No.	Radius of Ball Nose	Mill Diameter	Shank Diameter	Length of Cut	Length Below Shank	Overall Length	Neck Diameter
	R (±0.005)	D1	D2	L1	L3	L2	D3
G8A46984	R1.5	3.0	6	2.4	14	55	2.85
G8A46030	R1.5	3.0	6	2.4	16	55	2.85
G8A46985	R1.5	3.0	6	2.4	18	60	2.85
G8A46911	R1.5	3.0	6	2.4	20	60	2.85
G8A46968	R1.5	3.0	6	2.4	25	65	2.85
G8A46969	R1.5	3.0	6	2.4	30	70	2.85
G8A46970	R1.5	3.0	6	2.4	35	80	2.85
G8A46950	R2.0	4.0	6	3.2	12	60	3.85
G8A46040	R2.0	4.0	6	3.2	16	60	3.85
G8A46912	R2.0	4.0	6	3.2	20	65	3.85
G8A46913	R2.0	4.0	6	3.2	25	70	3.85
G8A46971	R2.0	4.0	6	3.2	30	70	3.85
G8A46972	R2.0	4.0	6	3.2	35	80	3.85
G8A46973	R2.0	4.0	6	3.2	40	90	3.85
G8A46974	R2.0	4.0	6	3.2	45	90	3.85
G8A46975	R2.0	4.0	6	3.2	50	100	3.85

Due to the characteristics of the blue decoration layer, it might be erased during short term use and the color layer might not be uniformed. However, it doesn't affect the performance of the tool.

Mill Dia. Tolerance (mm)	Shank Dia. Tolerance
0 ~ - 0.012	h5

◎ : Excellent ○ : Good

ISO	P											M			K					
Material Description	Non-alloy steel					Low alloy steel				High alloyed steel, and tool steel		Stainless steel			Grey cast iron		Nodular cast iron		Malleable cast iron	
VDI 3323	1	2	3	4	5	6	7	8	9	10	11	12	13	14	15	16	17	18	19	20
HRc		13	25	28	32	10	29	32	38	15	35	15	23	10	10	26	3	25		21
HB	125	190	250	270	300	180	275	300	350	200	325	200	240	180	180	260	160	250	130	230
Recommend					○			○	○		○									

ISO	N										S							H			
Material Description	Aluminum-wrought alloy		Aluminum-cast, alloyed			Copper and Copper Alloys (Bronze / Brass)			Non Metallic Materials		Heat Resistant Super Alloys					Titanium Alloys		Hardened steel		Chilled Cast Iron	Hardened Cast Iron
VDI 3323	21	22	23	24	25	26	27	28	29	30	31	32	33	34	35	36	37	38	39	40	41
HRc											15	30	25	38	34			55	60	42	55
HB	60	100	75	90	130	110	90	100			200	280	250	350	320	400 Rm	1050 Rm	550	630	400	550
Recommend																		◎	◎	○	◎

phone:+82-32-526-0909, www.yg1.solutions, E-mail:yg1@yg1.solutions
YG-1 CO., LTD.