X5070 END MILLS

PLAIN SHANK **G8B54** SERIES

CARBIDE, 4 FLUTE STUB LENGTH CORNER RADIUS HIGH FEED (Long Shank)

VOLLHARTMETALL, 4 SCHNEIDEN EXTER KURZ ECKENRADIUS HOCHVORSCHUB
Fraise carbure, 4 dents, torique, grande avance, extra-courte
4 TAGLIENTI, TORICA EXTRA LUNGA

- Excellent wear resistance at heavy feed rates on high hardened material.
- Designed with reduced clearance angles and short flutes for strength.
- High hardness & heat resistance coating for long life in dry applications.

- Hervorragende Verschleißeigenschaften bei hohen Schnittwerten in gehärteten Materialien
- Mit reduzierten Freiwinkeln und kurzen Spannuten für hohe Festigkeiten konstruiert.
- Große Härte u. hitzebeständige Beschichtung für lange Lebensdauer bei Trockenbearbeitung



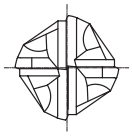

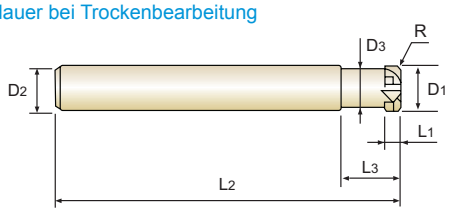

CARBIDE | 4 | 0° | R ±0.005 | PLAIN | BLUE

p.C181

Recommended ToolHolder

Plain Shank
- HYDRAULIC CHUCK SHRINK FIT HOLDER
- POWER MILLING CHUCK
- ER COLLET CHUCK SK SLIM CHUCK

Unit : mm

EDP No.	Corner Radius	Mill Diameter	Shank Diameter	Length of Cut	Length Below Shank	Overall Length	Neck Diameter
	R (±0.005)	D1	D2	L1	L3	L2	D3
G8B5402005	R0.5	**2.0**	6	1	6	70	1.8
G8B5403005	R0.5	**3.0**	6	1.2	8	70	2.8
G8B5404005	R0.5	**4.0**	6	1.5	10	70	3.8
G8B5405005	R0.5	**5.0**	6	2	10	70	4.6
G8B5406005	R0.5	**6.0**	6	2.5	12	90	5.4
G8B5406010	R1.0	**6.0**	6	2.5	12	90	5.4
G8B5408010	R1.0	**8.0**	8	3.5	16	100	7.2
G8B5408020	R2.0	**8.0**	8	3.5	16	100	7.2
G8B5410010	R1.0	**10.0**	10	4	20	100	9
G8B5410020	R2.0	**10.0**	10	4	20	100	9
G8B5412020	R2.0	**12.0**	12	5	25	110	11
G8B5412030	R3.0	**12.0**	12	5	25	110	11
G8B5416030	R3.0	**16.0**	16	6.5	30	130	15

Due to the characteristics of the blue decoration layer, it might be erased during short term use and the color layer might not be uniformed. However, it doesn't affect the performance of the tool.

Mill Dia. Tolerance (mm)	Corner Radius Tolerance (mm)	Shank Dia. Tolerance
0 ~ -0.02	± 0.005	h5

Comparison of the endteeth shape



Hign Feed End Mill | Normal End Mill



- Reduced clearance angles and short flutes strengthens corner radius and reduces chattering
- Extra-short flute length for high rigidity
- Heavy core with reduced diameter allows greater depths and maximum rigidity

◎ : Excellent ○ : Good

ISO	P											M			K					
Material Description	Non-alloy steel					Low alloy steel				High alloyed steel, and tool steel		Stainless steel			Grey cast iron		Nodular cast iron		Malleable cast iron	
VDI 3323	1	2	3	4	5	6	7	8	9	10	11	12	13	14	15	16	17	18	19	20
HRc		13	25	28	32	10	29	32	38	15	35	15	23	10	10	26	3	25		21
HB	125	190	250	270	300	180	275	300	350	200	325	200	240	180	180	260	160	250	130	230
Recommend					○			○	○		○									

ISO	N										S							H			
Material Description	Aluminum-wrought alloy		Aluminum-cast, alloyed			Copper and Copper Alloys (Bronze / Brass)			Non Metallic Materials		Heat Resistant Super Alloys					Titanium Alloys		Hardened steel		Chilled Cast Iron	Hardened Cast Iron
VDI 3323	21	22	23	24	25	26	27	28	29	30	31	32	33	34	35	36	37	38	39	40	41
HRc											15	30	25	38	34			55	60	42	55
HB	60	100	75	90	130	110	90	100			200	280	250	350	320	400 Rm	1050 Rm	550	630	400	550
Recommend																		◎	◎	○	◎