K-2 END MILLS

PLAIN SHANK **G9H75** SERIES
FLAT SHANK **G9H76** SERIES

CARBIDE, 4 FLUTE MULTIPLE HELIX LONG LENGTH WITH CHAMFER

HARTMETALL, 4-SCHNEIDEN-VARIABLER LANG LÄNGE MIT FASE
FRAISE CARBURE, 4 DENTS, HÉLICE MULTIPLE, LONGUE
MD, 4 TAGLIENTI, PASSO ED ELICA DIFFERENZIATI, CON SMUSSO 45° - SERIE LUNGA

- New Coating enhances heat and oxidation resistance
- Multiple Helix Designed for Optimal Chip Formation and Chip Evacuation
- Unique Geometry applied to Reduce Vibration

- Neue Beschichtung verbessert die Hitze- und Oxidationsbeständigkeit
- Multiple Helix Design zur Reduzierung von Vibrationen
- Einzigartige Geometrie für optimale Spanbildung und Spanabfuhr



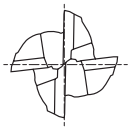

CARBIDE | DIN 6527 | 4 | 35°/37° | PLAIN | FLAT | C x 45° | X Coating

p.C643

Recommended ToolHolder

	Flat Shank	Plain Shank
◎	END MILL HOLDER	HYDRAULIC CHUCK POWER MILLING CHUCK
◎	-	SHRINK FIT HOLDER
○	-	ER COLLET CHUCK SK SLIM CHUCK

Unit : mm

EDP No. PLAIN	EDP No. FLAT	Mill Diameter	Shank Diameter	Length of Cut	Overall Length	Chamfer
G9H75030N	G9H76030N	3.0	6	8	57	0.10
G9H75040N	G9H76040N	4.0	6	11	57	0.15
G9H75050N	G9H76050N	5.0	6	13	57	0.15
G9H75060N	G9H76060N	6.0	6	13	57	0.20
G9H75080N	G9H76080N	8.0	8	19	63	0.20
G9H75100N	G9H76100N	10.0	10	22	72	0.30
G9H75120N	G9H76120N	12.0	12	26	83	0.35
G9H75160N	G9H76160N	16.0	16	32	92	0.40
G9H75200N	G9H76200N	20.0	20	38	104	0.50

Mill Dia. Tolerance(mm)	Shank Dia. Tolerance
0 ~ - 0.03	h5

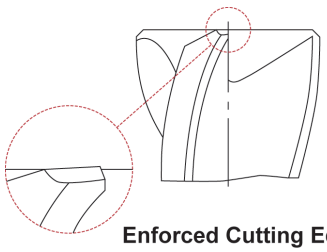

Enforced Cutting Edge



Unequal Index

Exclusively Designed Unique Geometry applied to Reduce Vibration and also to achieve Excellent Chip Evacuation with Better Surface Finish

X-Coating

Excellent heat and oxidation resistance

Multiple Helix

Multiple Helix Designed for Optimal Chip Formation and Chip Evacuation Concluding Faster and Heavier Cutting making Higher Productivity

◎ : Excellent ○ : Good

ISO	P											M			K					
Material Description	Non-alloy steel					Low alloy steel				High alloyed steel, and tool steel		Stainless steel			Grey cast iron		Nodular cast iron		Malleable cast iron	
VDI 3323	1	2	3	4	5	6	7	8	9	10	11	12	13	14	15	16	17	18	19	20
HRc		13	25	28	32	10	29	32	38	15	35	15	23	10	10	26	3	25		21
HB	125	190	250	270	300	180	275	300	350	200	325	200	240	180	180	260	160	250	130	230
Recommend	◎	◎	◎	◎	◎	◎	◎	◎	◎	◎	◎	○	○	○	○	○	○	○	○	○

ISO	N										S							H			
Material Description	Aluminum-wrought alloy		Aluminum-cast, alloyed			Copper and Copper Alloys (Bronze / Brass)			Non Metallic Materials		Heat Resistant Super Alloys					Titanium Alloys		Hardened steel		Chilled Cast Iron	Hardened Cast Iron
VDI 3323	21	22	23	24	25	26	27	28	29	30	31	32	33	34	35	36	37	38	39	40	41
HRc											15	30	25	38	34			55	60	42	55
HB	60	100	75	90	130	110	90	100			200	280	250	350	320	400 Rm	1050 Rm	550	630	400	550
Recommend											○	○	○	○	○	○	○				

phone:+82-32-526-0909, www.yg1.solutions, E-mail:yg1@yg1.solutions
YG-1 CO., LTD.