X-POWER PRO END MILLS

PLAIN SHANK **GM886 SERIES**

CARBIDE, 2 FLUTE BALL NOSE for RIB PROCESSING

VOLLHARTMETALL, 2 SCHNEIDEN KUGELSTIRN für SCHMALE RIPPEN
Fraise carbure, 2 dents, hémisphérique pour usinage de rainure
2 TAGLIENTI, SEMISFERICA PER NERVATURE

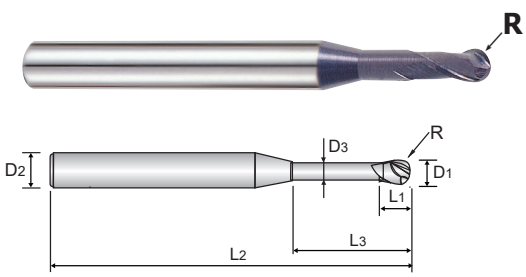

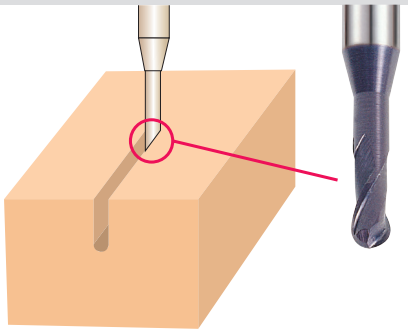

CARBIDE | 2 | 30° | R ±0.01 | PLAIN | Y Coating

p.C414~C415

Recommended ToolHolder
Plain Shank
HYDRAULIC CHUCK
SHRINK FIT HOLDER
POWER MILLING CHUCK
ER COLLET CHUCK
SK SLIM CHUCK

Unit : mm

EDP No.	Radius of Ball Nose	Mill Diameter	Shank Diameter	Length of Cut	Length Below Shank	Overall Length	Neck Diameter
	R(±0.01)	D_1	D_2	L_1	L_3	L_2	D_3
GM886005	R0.25	0.5	4	0.7	2	45	0.45
GM886962	R0.25	0.5	4	0.7	4	45	0.45
GM886957	R0.3	0.6	4	0.9	2	45	0.55
GM886915	R0.3	0.6	4	0.9	4	45	0.55
GM886916	R0.3	0.6	4	0.9	6	45	0.55
GM886919	R0.4	0.8	4	1.2	4	45	0.75
GM886008	R0.4	0.8	4	1.2	6	45	0.75
GM886921	R0.5	1.0	4	1.5	4	45	0.95
GM886923	R0.5	1.0	4	1.5	5	45	0.95
GM886010	R0.5	1.0	4	1.5	6	45	0.95
GM886902	R0.5	1.0	4	1.5	8	45	0.95
GM886903	R0.5	1.0	4	1.5	10	45	0.95
GM886904	R0.5	1.0	4	1.5	12	45	0.95
GM886927	R0.5	1.0	4	1.5	16	50	0.95
GM886012	R0.6	1.2	4	1.8	8	45	1.15
GM886930	R0.75	1.5	4	2.3	6	45	1.45
GM886015	R0.75	1.5	4	2.3	8	45	1.45
GM886931	R0.75	1.5	4	2.3	10	45	1.45
GM886906	R0.75	1.5	4	2.3	12	45	1.45
GM886940	R1.0	2.0	4	3	6	45	1.95
GM886020	R1.0	2.0	4	3	8	45	1.95
GM886941	R1.0	2.0	4	3	10	45	1.95
GM886942	R1.0	2.0	4	3	12	50	1.95
GM886909	R1.0	2.0	4	3	16	50	1.95

▶ NEXT PAGE

Mill Dia. Tolerance (mm)	Shank Dia. Tolerance
0 ~ - 0.02	h5

◎ : Excellent ○ : Good

ISO	P											M			K					
Material Description	Non-alloy steel					Low alloy steel				High alloyed steel, and tool steel		Stainless steel			Grey cast iron		Nodular cast iron		Malleable cast iron	
VDI 3323	1	2	3	4	5	6	7	8	9	10	11	12	13	14	15	16	17	18	19	20
HRc		13	25	28	32	10	29	32	38	15	35	15	23	10	10	26	3	25		21
HB	125	190	250	270	300	180	275	300	350	200	325	200	240	180	180	260	160	250	130	230
Recommend	○	○	○	◎	◎	○	◎	◎	◎	○	◎				○	○	○	○	○	○

ISO	N										S							H			
Material Description	Aluminum-wrought alloy		Aluminum-cast, alloyed			Copper and Copper Alloys (Bronze / Brass)			Non Metallic Materials		Heat Resistant Super Alloys					Titanium Alloys		Hardened steel		Chilled Cast Iron	Hardened Cast Iron
VDI 3323	21	22	23	24	25	26	27	28	29	30	31	32	33	34	35	36	37	38	39	40	41
HRc											15	30	25	38	34			55	60	42	55
HB	60	100	75	90	130	110	90	100			200	280	250	350	320	400 Rm	1050 Rm	550	630	400	550
Recommend																		○		◎	○

CARBIDE, 2 FLUTE BALL NOSE for RIB PROCESSING

VOLLHARTMETALL, 2 SCHNEIDEN KUGELSTIRN für SCHMALE RIPPEN

Fraise carbure, 2 dents, hémisphérique pour usinage de rainure

2 TAGLIENTI, SEMISFERICA PER NERVATURE

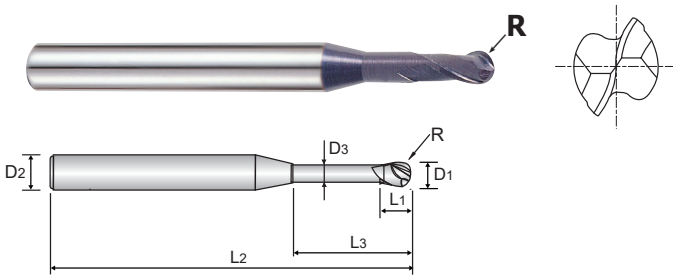

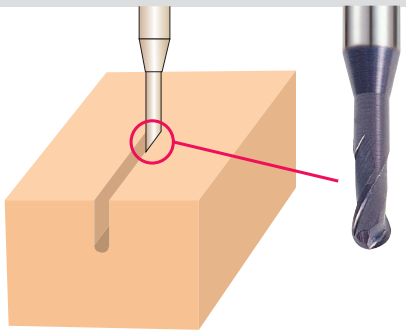

CARBIDE | 2 | 30° | R ±0.01 | PLAIN | Y Coating

p.C414~C415

Recommended ToolHolder

Plain Shank
- HYDRAULIC CHUCK
- SHRINK FIT HOLDER
- POWER MILLING CHUCK
- ER COLLET CHUCK
- SK SLIM CHUCK

Unit : mm

EDP No.	Radius of Ball Nose	Mill Diameter	Shank Diameter	Length of Cut	Length Below Shank	Overall Length	Neck Diameter
	R(±0.01)	D1	D2	L1	L3	L2	D3
GM886910	R1.0	2.0	4	3	20	55	1.95
GM886945	R1.0	2.0	4	3	25	60	1.95
GM886967	R1.0	2.0	4	3	30	70	1.95
GM886947	R1.5	3.0	6	4.5	10	50	2.85
GM886948	R1.5	3.0	6	4.5	12	50	2.85
GM886030	R1.5	3.0	6	4.5	16	55	2.85
GM886911	R1.5	3.0	6	4.5	20	60	2.85
GM886968	R1.5	3.0	6	4.5	25	65	2.85
GM886040	R2.0	4.0	6	6	16	60	3.85
GM886912	R2.0	4.0	6	6	20	65	3.85
GM886913	R2.0	4.0	6	6	25	70	3.85
GM886971	R2.0	4.0	6	6	30	70	3.85
GM886972	R2.0	4.0	6	6	35	80	3.85
GM886050	R2.5	5.0	6	7.5	16	60	4.85
GM886060	R3.0	6.0	6	9	20	80	5.85
GM886954	R3.0	6.0	6	9	30	90	5.85

Mill Dia. Tolerance (mm)	Shank Dia. Tolerance
0 ~ - 0.02	h5

◎ : Excellent ○ : Good

ISO	P											M			K					
Material Description	Non-alloy steel					Low alloy steel				High alloyed steel, and tool steel		Stainless steel			Grey cast iron		Nodular cast iron		Malleable cast iron	
VDI 3323	1	2	3	4	5	6	7	8	9	10	11	12	13	14	15	16	17	18	19	20
HRc		13	25	28	32	10	29	32	38	15	35	15	23	10	10	26	3	25		21
HB	125	190	250	270	300	180	275	300	350	200	325	200	240	180	180	260	160	250	130	230
Recommend	○	○	○	◎	◎	○	◎	◎	◎	○	◎				○	○	○	○	○	○

ISO	N										S							H			
Material Description	Aluminum-wrought alloy		Aluminum-cast, alloyed			Copper and Copper Alloys (Bronze / Brass)			Non Metallic Materials		Heat Resistant Super Alloys					Titanium Alloys		Hardened steel		Chilled Cast Iron	Hardened Cast Iron
VDI 3323	21	22	23	24	25	26	27	28	29	30	31	32	33	34	35	36	37	38	39	40	41
HRc											15	30	25	38	34			55	60	42	55
HB	60	100	75	90	130	110	90	100			200	280	250	350	320	400 Rm	1050 Rm	550	630	400	550
Recommend																		○		◎	○