V7 PLUS END MILLS

PLAIN SHANK **GMF62** SERIES
FLAT SHANK **GMF63** SERIES

CARBIDE, 4 FLUTE CORNER RADIUS with EXTENDED NECK

VOLLHARTMETALL, 4 SCHNEIDEN ECKENRADIUS mit ABGESETZTEM HALS
CARBURE, 4 DENTS, DÉTALONNÉE, RAYONNÉE
MD, 4 TAGLIENTI CON SCARICO ESTESO TORICA

- ▶Special flute geometry and multiple helix eliminate vibrations
- ▶Excellent performance for Stainless Steels, Mild Steels, Cast Iron, Low/Medium hardness materials under HRc40

- ▶Die spezielle Schneidengeometrie und der ungleiche Drall verhindern Vibrationen
- ▶Exzellente Leistung in Edelstählen, Baustählen, Guss und Stählen unter 40HRc



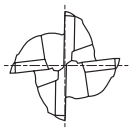

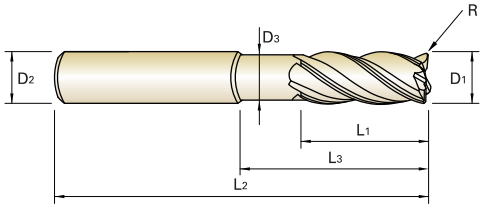

CARBIDE | 4 | 35°/37° | PLAIN | FLAT | Y Coating | p.C501

Recommended ToolHolder

	Flat Shank	Plain Shank
◎	END MILL HOLDER	POWER MILLING CHUCK
○	-	SHRINK FIT HOLDER
○	-	HYDRAULIC CHUCK ER COLLET CHUCK SK SLIM CHUCK

Unit : mm

EDP No.		Corner Radius	Mill Diameter	Shank Diameter	Length of Cut	Length Below Shank	Overall Length	Neck Diameter
PLAIN	FLAT	R	D_1	D_2	L_1	L_3	L_2	D_3
GMF62030	GMF63030	R0.3	3.0	6	7	12	54	2.7
GMF62901	GMF63901	R0.5	3.0	6	7	12	54	2.7
GMF62902	GMF63902	R0.3	3.0	6	7	17	57	2.7
GMF62903	GMF63903	R0.5	3.0	6	7	17	57	2.7
GMF62040	GMF63040	R0.3	4.0	6	8	15	57	3.7
GMF62904	GMF63904	R0.5	4.0	6	8	15	57	3.7
GMF62905	GMF63905	R0.3	4.0	6	8	22	63	3.7
GMF62906	GMF63906	R0.5	4.0	6	8	22	63	3.7
GMF62050	GMF63050	R0.3	5.0	6	10	17	57	4.7
GMF62907	GMF63907	R0.5	5.0	6	10	17	57	4.7
GMF62908	GMF63908	R0.3	5.0	6	10	27	67	4.7
GMF62909	GMF63909	R0.5	5.0	6	10	27	67	4.7
GMF62060	GMF63060	R0.3	6.0	6	10	15	57	5.5
GMF62910	GMF63910	R0.5	6.0	6	10	15	57	5.5
GMF62911	GMF63911	R1.0	6.0	6	10	15	57	5.5
GMF62912	GMF63912	R0.3	6.0	6	10	20	62	5.5
GMF62913	GMF63913	R0.5	6.0	6	10	20	62	5.5
GMF62914	GMF63914	R1.0	6.0	6	10	20	62	5.5
GMF62915	GMF63915	R0.3	6.0	6	10	32	74	5.5
GMF62916	GMF63916	R0.5	6.0	6	10	32	74	5.5
GMF62917	GMF63917	R1.0	6.0	6	10	32	74	5.5
GMF62080	GMF63080	R0.5	8.0	8	12	20	63	7.5
GMF62918	GMF63918	R1.0	8.0	8	12	20	63	7.5
GMF62919	GMF63919	R0.5	8.0	8	12	30	73	7.5

Mill Dia. Tolerance (mm)		Shank Dia. Tolerance
Up to Ø12	0 ~ - 0.02	h5 * Shank Dia.≥Ø12 : h6
Over Ø12	0 ~ - 0.03	

▶ NEXT PAGE

◎ : Excellent ○ : Good

ISO	P											M			K					
Material Description	Non-alloy steel					Low alloy steel				High alloyed steel, and tool steel		Stainless steel			Grey cast iron		Nodular cast iron		Malleable cast iron	
VDI 3323	1	2	3	4	5	6	7	8	9	10	11	12	13	14	15	16	17	18	19	20
HRc		13	25	28	32	10	29	32	38	15	35	15	23	10	10	26	3	25		21
HB	125	190	250	270	300	180	275	300	350	200	325	200	240	180	180	260	160	250	130	230
Recommend	◎	◎	◎	◎	◎	◎	◎	◎	◎	◎	◎	◎	◎	◎	◎	◎	◎	◎	◎	◎

ISO	N										S							H			
Material Description	Aluminum-wrought alloy		Aluminum-cast, alloyed			Copper and Copper Alloys (Bronze / Brass)			Non Metallic Materials		Heat Resistant Super Alloys					Titanium Alloys		Hardened steel		Chilled Cast Iron	Hardened Cast Iron
VDI 3323	21	22	23	24	25	26	27	28	29	30	31	32	33	34	35	36	37	38	39	40	41
HRc											15	30	25	38	34			55	60	42	55
HB	60	100	75	90	130	110	90	100			200	280	250	350	320	400 Rm	1050 Rm	550	630	400	550
Recommend											○	○	○	○	○	○	○				

V7 PLUS END MILLS

PLAIN SHANK **GMF62** SERIES
FLAT SHANK **GMF63** SERIES

CARBIDE, 4 FLUTE CORNER RADIUS with EXTENDED NECK

VOLLHARTMETALL, 4 SCHNEIDEN ECKENRADIUS mit ABGESETZTEM HALS
CARBURE, 4 DENTS, DÉTALONNÉE, RAYONNÉE
MD, 4 TAGLIENTI CON SCARICO ESTESO TORICA

- ▶Special flute geometry and multiple helix eliminate vibrations
- ▶Excellent performance for Stainless Steels, Mild Steels, Cast Iron, Low/Medium hardness materials under HRc40

- ▶Die spezielle Schneidengeometrie und der ungleiche Drall verhindern Vibrationen
- ▶Exzellente Leistung in Edelstählen, Baustählen, Guss und Stählen unter 40HRc



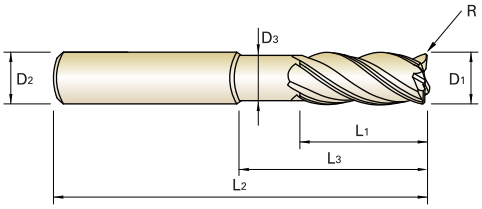

CARBIDE | 4 | 35°/37° | PLAIN | FLAT | Y Coating

p.C501

Recommended ToolHolder	Flat Shank	Plain Shank
	END MILL HOLDER	POWER MILLING CHUCK
	-	SHRINK FIT HOLDER
	-	HYDRAULIC CHUCK ER COLLET CHUCK SK SLIM CHUCK

Unit : mm

EDP No.		Corner Radius	Mill Diameter	Shank Diameter	Length of Cut	Length Below Shank	Overall Length	Neck Diameter
PLAIN	FLAT	R	D1	D2	L1	L3	L2	D3
GMF62920	GMF63920	R1.0	8.0	8	12	30	73	7.5
GMF62921	GMF63921	R0.5	8.0	8	12	46	90	7.5
GMF62922	GMF63922	R1.0	8.0	8	12	46	90	7.5
GMF62100	GMF63100	R0.5	10.0	10	14	25	72	9.2
GMF62923	GMF63923	R1.0	10.0	10	14	25	72	9.2
GMF62924	GMF63924	R0.5	10.0	10	14	35	82	9.2
GMF62925	GMF63925	R1.0	10.0	10	14	35	82	9.2
GMF62926	GMF63926	R0.5	10.0	10	14	55	102	9.2
GMF62927	GMF63927	R1.0	10.0	10	14	55	102	9.2
GMF62120	GMF63120	R0.5	12.0	12	16	30	83	11.0
GMF62928	GMF63928	R1.0	12.0	12	16	30	83	11.0
GMF62929	GMF63929	R2.0	12.0	12	16	30	83	11.0
GMF62930	GMF63930	R0.5	12.0	12	16	40	93	11.0
GMF62931	GMF63931	R1.0	12.0	12	16	40	93	11.0
GMF62932	GMF63932	R2.0	12.0	12	16	40	93	11.0
GMF62933	GMF63933	R0.5	12.0	12	16	64	117	11.0
GMF62934	GMF63934	R1.0	12.0	12	16	64	117	11.0
GMF62935	GMF63935	R2.0	12.0	12	16	64	117	11.0
GMF62160	GMF63160	R1.0	16.0	16	22	38	92	15.0
GMF62936	GMF63936	R2.0	16.0	16	22	38	92	15.0
GMF62937	GMF63937	R3.0	16.0	16	22	38	92	15.0
GMF62938	GMF63938	R1.0	16.0	16	22	55	109	15.0
GMF62939	GMF63939	R2.0	16.0	16	22	55	109	15.0
GMF62940	GMF63940	R3.0	16.0	16	22	55	109	15.0

▶ NEXT PAGE

Mill Dia. Tolerance (mm)		Shank Dia. Tolerance
Up to Ø12	0 ~ - 0.02	h5
Over Ø12	0 ~ - 0.03	* Shank Dia.≥Ø12 : h6

◎ : Excellent ○ : Good

ISO	P											M			K					
Material Description	Non-alloy steel					Low alloy steel				High alloyed steel, and tool steel		Stainless steel			Grey cast iron		Nodular cast iron		Malleable cast iron	
VDI 3323	1	2	3	4	5	6	7	8	9	10	11	12	13	14	15	16	17	18	19	20
HRc		13	25	28	32	10	29	32	38	15	35	15	23	10	10	26	3	25		21
HB	125	190	250	270	300	180	275	300	350	200	325	200	240	180	180	260	160	250	130	230
Recommend	◎	◎	◎	◎	◎	◎	◎	◎	◎	◎	◎	◎	◎	◎	◎	◎	◎	◎	◎	◎

ISO	N										S							H			
Material Description	Aluminum-wrought alloy		Aluminum-cast, alloyed			Copper and Copper Alloys (Bronze / Brass)			Non Metallic Materials		Heat Resistant Super Alloys					Titanium Alloys		Hardened steel		Chilled Cast Iron	Hardened Cast Iron
VDI 3323	21	22	23	24	25	26	27	28	29	30	31	32	33	34	35	36	37	38	39	40	41
HRc											15	30	25	38	34			55	60	42	55
HB	60	100	75	90	130	110	90	100			200	280	250	350	320	400 Rm	1050 Rm	550	630	400	550
Recommend											○	○	○	○	○	○	○				

V7 PLUS END MILLS

PLAIN SHANK **GMF62** SERIES
FLAT SHANK **GMF63** SERIES

CARBIDE, 4 FLUTE CORNER RADIUS with EXTENDED NECK

VOLLHARTMETALL, 4 SCHNEIDEN ECKENRADIUS mit ABGESETZTEM HALS
CARBURE, 4 DENTS, DÉTALONNÉE, RAYONNÉE
MD, 4 TAGLIENTI CON SCARICO ESTESO TORICA

- ▶Special flute geometry and multiple helix eliminate vibrations
- ▶Excellent performance for Stainless Steels, Mild Steels, Cast Iron, Low/Medium hardness materials under HRc40

- ▶Die spezielle Schneidengeometrie und der ungleiche Drall verhindern Vibrationen
- ▶Exzellente Leistung in Edelstählen, Baustählen, Guss und Stählen unter 40HRc



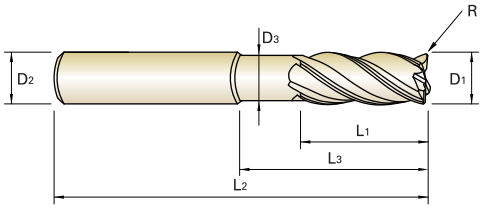

CARBIDE | 4 | 35°/37° | PLAIN | FLAT | Y Coating

p.C501

Recommended ToolHolder

	Flat Shank	Plain Shank
◎	END MILL HOLDER	POWER MILLING CHUCK
◎	-	SHRINK FIT HOLDER
○	-	HYDRAULIC CHUCK ER COLLET CHUCK SK SLIM CHUCK

Unit : mm

EDP No.		Corner Radius	Mill Diameter	Shank Diameter	Length of Cut	Length Below Shank	Overall Length	Neck Diameter
PLAIN	FLAT	R	D1	D2	L1	L3	L2	D3
GMF62941	**GMF63941**	R1.0	**16.0**	16	22	87	141	15.0
GMF62942	**GMF63942**	R2.0	**16.0**	16	22	87	141	15.0
GMF62943	**GMF63943**	R3.0	**16.0**	16	22	87	141	15.0
GMF62200	**GMF63200**	R1.0	**20.0**	20	26	50	104	19.0
GMF62944	**GMF63944**	R2.0	**20.0**	20	26	50	104	19.0
GMF62945	**GMF63945**	R3.0	**20.0**	20	26	50	104	19.0
GMF62946	**GMF63946**	R1.0	**20.0**	20	26	70	124	19.0
GMF62947	**GMF63947**	R2.0	**20.0**	20	26	70	124	19.0
GMF62948	**GMF63948**	R3.0	**20.0**	20	26	70	124	19.0
GMF62949	**GMF63949**	R1.0	**20.0**	20	26	110	164	19.0
GMF62950	**GMF63950**	R2.0	**20.0**	20	26	110	164	19.0
GMF62951	**GMF63951**	R3.0	**20.0**	20	26	110	164	19.0

Mill Dia. Tolerance (mm)		Shank Dia. Tolerance
Up to Ø12	0 ~ - 0.02	h5
Over Ø12	0 ~ - 0.03	* Shank Dia.≥Ø12 : h6

◎ : Excellent ○ : Good

ISO	P											M			K					
Material Description	Non-alloy steel					Low alloy steel				High alloyed steel, and tool steel		Stainless steel			Grey cast iron		Nodular cast iron		Malleable cast iron	
VDI 3323	1	2	3	4	5	6	7	8	9	10	11	12	13	14	15	16	17	18	19	20
HRc		13	25	28	32	10	29	32	38	15	35	15	23	10	10	26	3	25		21
HB	125	190	250	270	300	180	275	300	350	200	325	200	240	180	180	260	160	250	130	230
Recommend	◎	◎	◎	◎	◎	◎	◎	◎	◎	◎	◎	◎	◎	◎	◎	◎	◎	◎	◎	◎

ISO	N										S							H			
Material Description	Aluminum-wrought alloy		Aluminum-cast, alloyed			Copper and Copper Alloys (Bronze / Brass)			Non Metallic Materials		Heat Resistant Super Alloys					Titanium Alloys		Hardened steel		Chilled Cast Iron	Hardened Cast Iron
VDI 3323	21	22	23	24	25	26	27	28	29	30	31	32	33	34	35	36	37	38	39	40	41
HRc											15	30	25	38	34			55	60	42	55
HB	60	100	75	90	130	110	90	100			200	280	250	350	320	400 Rm	1050 Rm	550	630	400	550
Recommend											○	○	○	○	○	○	○				