V7 PLUS END MILLS

PLAIN SHANK **GMG12** SERIES **GMG14** SERIES
FLAT SHANK **GMG13** SERIES **GMG15** SERIES

CARBIDE, 6 FLUTE LONG/EXTRA LONG LENGTH

VOLLHARTMETALL, 6 SCHNEIDEN, LANG/EXTRA LANG
CARBURE, 6 DENTS, SÉRIE --LONGUE/EXTRA-LONGUE
MD, 6 TAGLIENTI SERIE LUNGA /EXTRA LUNGA

▶The unique geometry of the variable pitch provides the best chatter free tool for high speed and trochoidal milling
▶Excellent performance for Stainless Steels, Mild Steels, Cast Iron, Low/Medium hardness materials under HRc40

▶Durch die einzigartige Geometrie und die ungleiche Teilung der Schneiden, eignet sich Fräser Bestens für hohe Bearbeitungsgeschwindigkeiten und trochiodales Fräsen.
▶Exzellente Leistung in Edelstählen, Baustählen, Guss und Stählen unter 40HRc



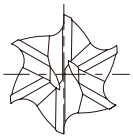

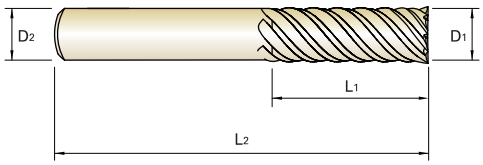

CARBIDE | 6 | 45° | PLAIN | FLAT | Y Coating | p.C502

Recommended ToolHolder	Flat Shank	Plain Shank
◎	END MILL HOLDER	POWER MILLING CHUCK
○	-	SHRINK FIT HOLDER
○	-	HYDRAULIC CHUCK ER COLLET CHUCK SK SLIM CHUCK

- LONG (GMG12, GMG13)

Unit : mm

EDP No.		Mill Diameter	Shank Diameter	Length of Cut	Overall Length
PLAIN	FLAT	D1	D2	L1	L2
GMG12060	GMG13060	6.0	6	13	57
GMG12080	GMG13080	8.0	8	19	63
GMG12100	GMG13100	10.0	10	22	72
GMG12120	GMG13120	12.0	12	26	83
GMG12160	GMG13160	16.0	16	32	92
GMG12200	GMG13200	20.0	20	38	104
GMG12250	GMG13250	25.0	25	44	104

Mill Dia. Tolerance (mm)		Shank Dia. Tolerance
Up to Ø12	0 ~ - 0.02	h5 * Shank Dia.≥Ø12 : h6
Over Ø12	0 ~ - 0.03	

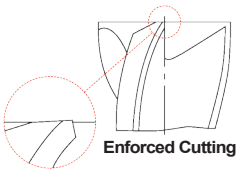

- EXTRA LONG (GMG14, GMG15)

Unit : mm

EDP No.		Mill Diameter	Shank Diameter	Length of Cut	Overall Length
PLAIN	FLAT	D1	D2	L1	L2
GMG14060	GMG15060	6.0	6	24	75
GMG14080	GMG15080	8.0	8	32	75
GMG14100	GMG15100	10.0	10	40	100
GMG14120	GMG15120	12.0	12	48	120
GMG14160	GMG15160	16.0	16	64	140
GMG14200	GMG15200	20.0	20	80	150
GMG14250	GMG15250	25.0	25	100	170

Mill Dia. Tolerance (mm)	Shank Dia. Tolerance
0 ~ - 0.03	h5 * Shank Dia.≥Ø12 : h6

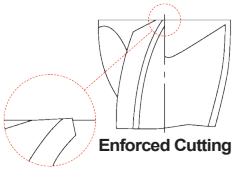

◎ : Excellent ○ : Good

ISO	P											M			K					
Material Description	Non-alloy steel					Low alloy steel				High alloyed steel, and tool steel		Stainless steel			Grey cast iron		Nodular cast iron		Malleable cast iron	
VDI 3323	1	2	3	4	5	6	7	8	9	10	11	12	13	14	15	16	17	18	19	20
HRc		13	25	28	32	10	29	32	38	15	35	15	23	10	10	26	3	25		21
HB	125	190	250	270	300	180	275	300	350	200	325	200	240	180	180	260	160	250	130	230
Recommend	◎	◎	◎	◎	◎	◎	◎	◎	◎	◎	◎	◎	◎	◎	◎	◎	◎	◎	◎	◎

ISO	N										S							H			
Material Description	Aluminum-wrought alloy		Aluminum-cast, alloyed			Copper and Copper Alloys (Bronze / Brass)			Non Metallic Materials		Heat Resistant Super Alloys					Titanium Alloys		Hardened steel		Chilled Cast Iron	Hardened Cast Iron
VDI 3323	21	22	23	24	25	26	27	28	29	30	31	32	33	34	35	36	37	38	39	40	41
HRc											15	30	25	38	34			55	60	42	55
HB	60	100	75	90	130	110	90	100			200	280	250	350	320	400 Rm	1050 Rm	550	630	400	550
Recommend											○	○	○	○	○	○	○				