V7 PLUS END MILLS

PLAIN SHANK **GMG18** SERIES
FLAT SHANK **GMG19** SERIES

CARBIDE, 6 FLUTE CORNER RADIUS EXTRA LONG LENGTH

VOLLHARTMETALL, 6 SCHNEIDEN ECKENRADIUS EXTRA LANG
CARBURE, 6 DENTS, SÉRIE EXTRA-LONGUE, RAYONNÉE
MD, 6 TAGLIENTI SERIE EXTRA LUNGA TORICA

▶The unique geometry of the variable pitch provides the best chatter free tool for high speed and trochoidal milling
▶Excellent performance for Stainless Steels, Mild Steels, Cast Iron, Low/Medium hardness materials under HRc40

▶Durch die einzigartige Geometrie und die ungleiche Teilung der Schneiden, eignet sich Fräser Bestens für hohe Bearbeitungsgeschwindigkeiten und trochiodales Fräsen.
▶Exzellente Leistung in Edelstählen, Baustählen, Guss und Stählen unter 40HRc



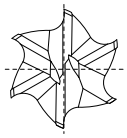

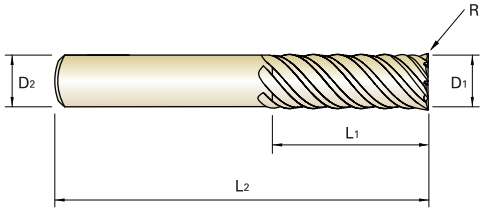

CARBIDE | 6 | 45° | PLAIN | FLAT | Y Coating | p.C502

Recommended ToolHolder	Flat Shank	Plain Shank
	END MILL HOLDER	POWER MILLING CHUCK
	-	SHRINK FIT HOLDER
	-	HYDRAULIC CHUCK ER COLLET CHUCK SK SLIM CHUCK

Unit : mm

EDP No.		Corner Radius	Mill Diameter	Shank Diameter	Length of Cut	Overall Length
PLAIN	FLAT	R	D1	D2	L1	L2
GMG18060	GMG19060	R0.5	**6.0**	6	24	75
GMG18901	GMG19901	R1.0	**6.0**	6	24	75
GMG18080	GMG19080	R0.5	**8.0**	8	32	75
GMG18902	GMG19902	R1.0	**8.0**	8	32	75
GMG18903	GMG19903	R2.0	**8.0**	8	32	75
GMG18100	GMG19100	R0.5	**10.0**	10	40	100
GMG18904	GMG19904	R1.0	**10.0**	10	40	100
GMG18905	GMG19905	R1.5	**10.0**	10	40	100
GMG18906	GMG19906	R2.0	**10.0**	10	40	100
GMG18120	GMG19120	R0.5	**12.0**	12	48	120
GMG18907	GMG19907	R1.0	**12.0**	12	48	120
GMG18908	GMG19908	R1.5	**12.0**	12	48	120
GMG18909	GMG19909	R2.0	**12.0**	12	48	120
GMG18910	GMG19910	R3.0	**12.0**	12	48	120
GMG18160	GMG19160	R1.0	**16.0**	16	64	140
GMG18911	GMG19911	R1.5	**16.0**	16	64	140
GMG18912	GMG19912	R2.0	**16.0**	16	64	140
GMG18913	GMG19913	R3.0	**16.0**	16	64	140
GMG18200	GMG19200	R1.0	**20.0**	20	80	150
GMG18914	GMG19914	R1.5	**20.0**	20	80	150
GMG18915	GMG19915	R2.0	**20.0**	20	80	150
GMG18916	GMG19916	R3.0	**20.0**	20	80	150
GMG18917	GMG19917	R4.0	**20.0**	20	80	150
GMG18918	GMG19918	R5.0	**20.0**	20	80	150

▶ NEXT PAGE

Mill Dia. Tolerance (mm)	Shank Dia. Tolerance
0 ~ - 0.03	h5 * Shank Dia.≥Ø12 : h6

◎ : Excellent ○ : Good

ISO	P											M			K					
Material Description	Non-alloy steel					Low alloy steel				High alloyed steel, and tool steel		Stainless steel			Grey cast iron		Nodular cast iron		Malleable cast iron	
VDI 3323	1	2	3	4	5	6	7	8	9	10	11	12	13	14	15	16	17	18	19	20
HRc		13	25	28	32	10	29	32	38	15	35	15	23	10	10	26	3	25		21
HB	125	190	250	270	300	180	275	300	350	200	325	200	240	180	180	260	160	250	130	230
Recommend	◎	◎	◎	◎	◎	◎	◎	◎	◎	◎	◎	◎	◎	◎	◎	◎	◎	◎	◎	◎

ISO	N										S							H			
Material Description	Aluminum-wrought alloy		Aluminum-cast, alloyed			Copper and Copper Alloys (Bronze / Brass)			Non Metallic Materials		Heat Resistant Super Alloys					Titanium Alloys		Hardened steel		Chilled Cast Iron	Hardened Cast Iron
VDI 3323	21	22	23	24	25	26	27	28	29	30	31	32	33	34	35	36	37	38	39	40	41
HRc											15	30	25	38	34			55	60	42	55
HB	60	100	75	90	130	110	90	100			200	280	250	350	320	400 Rm	1050 Rm	550	630	400	550
Recommend											○	○	○	○	○	○	○				

V7 PLUS END MILLS

PLAIN SHANK **GMG18** SERIES
FLAT SHANK **GMG19** SERIES

CARBIDE, 6 FLUTE CORNER RADIUS EXTRA LONG LENGTH

VOLLHARTMETALL, 6 SCHNEIDEN ECKENRADIUS EXTRA LANG
CARBURE, 6 DENTS, SÉRIE EXTRA-LONGUE, RAYONNÉE
MD, 6 TAGLIENTI SERIE EXTRA LUNGA TORICA

▶The unique geometry of the variable pitch provides the best chatter free tool for high speed and trochoidal milling
▶Excellent performance for Stainless Steels, Mild Steels, Cast Iron, Low/Medium hardness materials under HRc40

▶Durch die einzigartige Geometrie und die ungleiche Teilung der Schneiden, eignet sich Fräser Bestens für hohe Bearbeitungsgeschwindigkeiten und trochiodales Fräsen.
▶Exzellente Leistung in Edelstählen, Baustählen, Guss und Stählen unter 40HRc



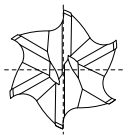

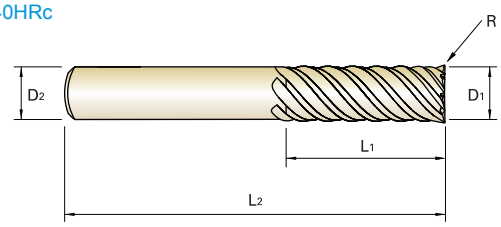

CARBIDE | 6 | 45° | PLAIN | FLAT | Y Coating | p.C502

Recommended ToolHolder

	Flat Shank	Plain Shank
◎	END MILL HOLDER	POWER MILLING CHUCK
◎	-	SHRINK FIT HOLDER
○	-	HYDRAULIC CHUCK ER COLLET CHUCK SK SLIM CHUCK

Unit : mm

EDP No.		Corner Radius	Mill Diameter	Shank Diameter	Length of Cut	Overall Length
PLAIN	FLAT	R	D1	D2	L1	L2
GMG18250	**GMG19250**	R1.0	**25.0**	25	100	170
GMG18919	**GMG19919**	R1.5	**25.0**	25	100	170
GMG18920	**GMG19920**	R2.0	**25.0**	25	100	170
GMG18921	**GMG19921**	R3.0	**25.0**	25	100	170
GMG18922	**GMG19922**	R4.0	**25.0**	25	100	170
GMG18923	**GMG19923**	R5.0	**25.0**	25	100	170

Mill Dia. Tolerance (mm)	Shank Dia. Tolerance
0 ~ - 0.03	h5 * Shank Dia.≥Ø12 : h6

◎ : Excellent ○ : Good

ISO	P											M			K					
Material Description	Non-alloy steel					Low alloy steel				High alloyed steel, and tool steel		Stainless steel			Grey cast iron		Nodular cast iron		Malleable cast iron	
VDI 3323	1	2	3	4	5	6	7	8	9	10	11	12	13	14	15	16	17	18	19	20
HRc		13	25	28	32	10	29	32	38	15	35	15	23	10	10	26	3	25		21
HB	125	190	250	270	300	180	275	300	350	200	325	200	240	180	180	260	160	250	130	230
Recommend	◎	◎	◎	◎	◎	◎	◎	◎	◎	◎	◎	◎	◎	◎	◎	◎	◎	◎	◎	◎

ISO	N										S							H			
Material Description	Aluminum-wrought alloy		Aluminum-cast, alloyed			Copper and Copper Alloys (Bronze / Brass)			Non Metallic Materials		Heat Resistant Super Alloys					Titanium Alloys		Hardened steel		Chilled Cast Iron	Hardened Cast Iron
VDI 3323	21	22	23	24	25	26	27	28	29	30	31	32	33	34	35	36	37	38	39	40	41
HRc											15	30	25	38	34			55	60	42	55
HB	60	100	75	90	130	110	90	100			200	280	250	350	320	400 Rm	1050 Rm	550	630	400	550
Recommend											○	○	○	○	○	○	○				

phone:+82-32-526-0909, www.yg1.solutions, E-mail:yg1@yg1.solutions
YG-1 CO., LTD.