TitaNox-POWER END MILLS

PLAIN SHANK **GMG30** SERIES
FLAT SHANK **GMG31** SERIES

CARBIDE, 5 FLUTE CORNER RADIUS LONG LENGTH

VOLLHARTMETALL, 5 SCHNEIDEN LANG MIT ECKRADIUS
CARBURE, 5 DENTS, TORIQUE, SÉRIE LONGUE
FRESA IN MD, 5 TAGLIENTI, SERIE LUNGA, TORICA

- ▶ Excellent performance results and long tool life when machining Titanium and other tough materials.
- ▶ This tool has high rigidity of flute so that is possible to use for heavy profile and high speed milling.
- ▶ For protecting Corner chipping of end teeth, Corner Radius & Chamfer are adopted.

- ▶Exzellente Leistungsergebnisse und hohe Standzeiten beim Bearbeiten von Titan oder anderen robusten Materialien.
- ▶Die Schneiden des Werkzeugs haben eine besondere Festigkeit, so dass es für schwere Profile und zum High-Speed-Fräsen geeignet ist.
- ▶Durch die Fase und den Eckradius werden Ausbrüche verhindert.



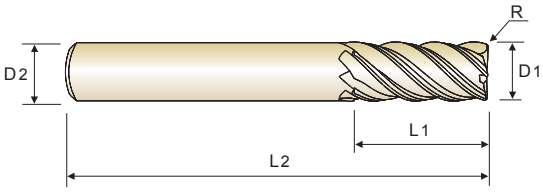

CARBIDE | 5 | 43°/44°/45° | PLAIN | FLAT | Y Coating

p.C454

Recommended ToolHolder

	Flat Shank	Plain Shank
◎	END MILL HOLDER	POWER MILLING CHUCK
◎	-	HYDRAULIC CHUCK SHRINK FIT HOLDER
○	-	ER COLLET CHUCK

Unit : mm

EDP No.		Corner Radius	Mill Diameter	Shank Diameter	Length of Cut	Overall Length
PLAIN	FLAT	R	D_1	D_2	L_1	L_2
GMG30060	**GMG31060**	R0.3	**6.0**	6	13	57
GMG30901	**GMG31901**	R0.5	**6.0**	6	13	57
GMG30902	**GMG31902**	R1.0	**6.0**	6	13	57
GMG30080	**GMG31080**	R0.5	**8.0**	8	19	63
GMG30903	**GMG31903**	R1.0	**8.0**	8	19	63
GMG30904	**GMG31904**	R1.5	**8.0**	8	19	63
GMG30905	**GMG31905**	R2.0	**8.0**	8	19	63
GMG30100	**GMG31100**	R0.5	**10.0**	10	22	72
GMG30906	**GMG31906**	R1.0	**10.0**	10	22	72
GMG30907	**GMG31907**	R1.5	**10.0**	10	22	72
GMG30908	**GMG31908**	R2.0	**10.0**	10	22	72
GMG30120	**GMG31120**	R0.5	**12.0**	12	26	83
GMG30909	**GMG31909**	R1.0	**12.0**	12	26	83
GMG30910	**GMG31910**	R1.5	**12.0**	12	26	83
GMG30911	**GMG31911**	R2.0	**12.0**	12	26	83
GMG30912	**GMG31912**	R2.5	**12.0**	12	26	83
GMG30913	**GMG31913**	R3.0	**12.0**	12	26	83
GMG30160	**GMG31160**	R1.0	**16.0**	16	36	92
GMG30914	**GMG31914**	R1.5	**16.0**	16	36	92
GMG30915	**GMG31915**	R2.0	**16.0**	16	36	92
GMG30916	**GMG31916**	R2.5	**16.0**	16	36	92
GMG30917	**GMG31917**	R3.0	**16.0**	16	36	92

▶ NEXT PAGE

Mill Dia. Tolerance (mm)	Shank Dia. Tolerance
0 ~ - 0.03	h5 * Shank Dia.≥Ø12 : h6

◎ : Excellent ○ : Good

ISO	P											M			K					
Material Description	Non-alloy steel					Low alloy steel				High alloyed steel, and tool steel		Stainless steel			Grey cast iron		Nodular cast iron		Malleable cast iron	
VDI 3323	1	2	3	4	5	6	7	8	9	10	11	12	13	14	15	16	17	18	19	20
HRc		13	25	28	32	10	29	32	38	15	35	15	23	10	10	26	3	25		21
HB	125	190	250	270	300	180	275	300	350	200	325	200	240	180	180	260	160	250	130	230
Recommend	○	○	○	○	○	○	○	○	○	○	○	◎	◎	◎	○	○	○	○	○	○

ISO	N										S							H			
Material Description	Aluminum-wrought alloy		Aluminum-cast, alloyed			Copper and Copper Alloys (Bronze / Brass)			Non Metallic Materials		Heat Resistant Super Alloys					Titanium Alloys		Hardened steel		Chilled Cast Iron	Hardened Cast Iron
VDI 3323	21	22	23	24	25	26	27	28	29	30	31	32	33	34	35	36	37	38	39	40	41
HRc											15	30	25	38	34			55	60	42	55
HB	60	100	75	90	130	110	90	100			200	280	250	350	320	400 Rm	1050 Rm	550	630	400	550
Recommend											○	○	○	○	○	◎	◎				

TitaNox-POWER END MILLS

PLAIN SHANK **GMG30** SERIES
FLAT SHANK **GMG31** SERIES

CARBIDE, 5 FLUTE CORNER RADIUS LONG LENGTH

VOLLHARTMETALL, 5 SCHNEIDEN LANG MIT ECKRADIUS
CARBURE, 5 DENTS, TORIQUE, SÉRIE LONGUE
FRESA IN MD, 5 TAGLIENTI, SERIE LUNGA, TORICA

- Excellent performance results and long tool life when machining Titanium and other tough materials.
- This tool has high rigidity of flute so that is possible to use for heavy profile and high speed milling.
- For protecting Corner chipping of end teeth, Corner Radius & Chamfer are adopted.

- Exzellente Leistungsergebnisse und hohe Standzeiten beim Bearbeiten von Titan oder anderen robusten Materialien.
- Die Schneiden des Werkzeugs haben eine besondere Festigkeit, so dass es für schwere Profile und zum High-Speed-Fräsen geeignet ist.
- Durch die Fase und den Eckradius werden Ausbrüche verhindert.



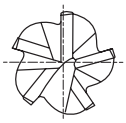

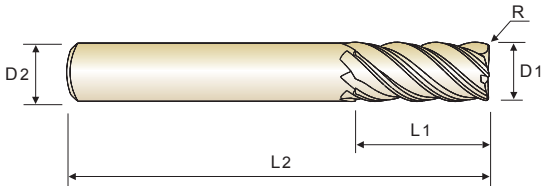

CARBIDE | 5 | 43°/44°/45° | PLAIN | FLAT | Y Coating

p.C454

Recommended ToolHolder	Flat Shank	Plain Shank
	END MILL HOLDER	POWER MILLING CHUCK
	-	HYDRAULIC CHUCK SHRINK FIT HOLDER
	-	ER COLLET CHUCK

Unit : mm

EDP No.		Corner Radius	Mill Diameter	Shank Diameter	Length of Cut	Overall Length
PLAIN	FLAT	R	D_1	D_2	L_1	L_2
GMG30918	**GMG31918**	R4.0	**16.0**	16	36	92
GMG30200	**GMG31200**	R1.0	**20.0**	20	44	104
GMG30919	**GMG31919**	R1.5	**20.0**	20	44	104
GMG30920	**GMG31920**	R2.0	**20.0**	20	44	104
GMG30921	**GMG31921**	R2.5	**20.0**	20	44	104
GMG30922	**GMG31922**	R3.0	**20.0**	20	44	104
GMG30923	**GMG31923**	R4.0	**20.0**	20	44	104
GMG30924	**GMG31924**	R5.0	**20.0**	20	44	104
GMG30250	**GMG31250**	R1.0	**25.0**	25	54	121
GMG30925	**GMG31925**	R1.5	**25.0**	25	54	121
GMG30926	**GMG31926**	R2.0	**25.0**	25	54	121
GMG30927	**GMG31927**	R2.5	**25.0**	25	54	121
GMG30928	**GMG31928**	R3.0	**25.0**	25	54	121
GMG30929	**GMG31929**	R4.0	**25.0**	25	54	121
GMG30930	**GMG31930**	R5.0	**25.0**	25	54	121

Mill Dia. Tolerance (mm)	Shank Dia. Tolerance
0 ~ - 0.03	h5 * Shank Dia.≥Ø12 : h6

◎ : Excellent ○ : Good

ISO	P											M			K					
Material Description	Non-alloy steel					Low alloy steel				High alloyed steel, and tool steel		Stainless steel			Grey cast iron		Nodular cast iron		Malleable cast iron	
VDI 3323	1	2	3	4	5	6	7	8	9	10	11	12	13	14	15	16	17	18	19	20
HRc		13	25	28	32	10	29	32	38	15	35	15	23	10	10	26	3	25		21
HB	125	190	250	270	300	180	275	300	350	200	325	200	240	180	180	260	160	250	130	230
Recommend	○	○	○	○	○	○	○	○	○	○	○	◎	◎	◎	○	○	○	○	○	○

ISO	N										S							H			
Material Description	Aluminum-wrought alloy		Aluminum-cast, alloyed			Copper and Copper Alloys (Bronze / Brass)			Non Metallic Materials		Heat Resistant Super Alloys					Titanium Alloys		Hardened steel		Chilled Cast Iron	Hardened Cast Iron
VDI 3323	21	22	23	24	25	26	27	28	29	30	31	32	33	34	35	36	37	38	39	40	41
HRc											15	30	25	38	34			55	60	42	55
HB	60	100	75	90	130	110	90	100			200	280	250	350	320	400 Rm	1050 Rm	550	630	400	550
Recommend											○	○	○	○	○	◎	◎				