TitaNox-POWER END MILLS

PLAIN SHANK **GMG40** SERIES
FLAT SHANK **GMG41** SERIES

CARBIDE, 4 FLUTE CORNER RADIUS with DOUBLE CORE

VOLLHARTMETALL, 4 SCHNEIDEN ECKRADIUS MIT DOPPELKERN
CARBURE, 4 DENTS, TORIQUE AVEC ÂME DOUBLE
FRESA IN MD, 4 TAGLIENTI, TORICA, DOUBLE CORE

- Double core end mill has a unique flute design for excellent chip evacuation and higher rigidity.
- The double core adds stability and aids chip flow, reducing tool deflection, improving dimensional stability and workpiece accuracy.

- Der Doppelkern hat ein einzigartiges Schneiden Design für eine exzellente Spanabfuhr und bessere Zähigkeit.
- Der Doppelkern erhöht die Stabilität und unterstützt den Spänefluss, reduziert die Werkzeugabdrängung, verbessert die Formstabilität und die Werkstückgenauigkeit.



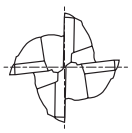

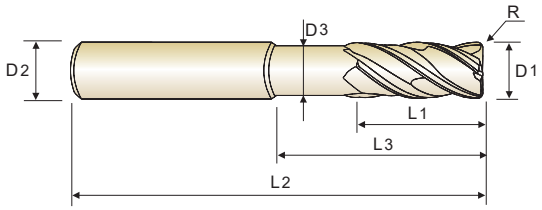

CARBIDE | 4 | 43°/45° | PLAIN | FLAT | Y Coating

p.C449~C450

Recommended ToolHolder	Flat Shank	Plain Shank
	END MILL HOLDER	POWER MILLING CHUCK
	-	HYDRAULIC CHUCK SHRINK FIT HOLDER
	-	ER COLLET CHUCK

Unit : mm

EDP No.		Corner Radius	Mill Diameter	Shank Diameter	Length of Cut	Length Below Shank	Overall Length	Neck Diameter
PLAIN	FLAT	R	D_1	D_2	L_1	L_3	L_2	D_3
GMG40060	GMG41060	R0.5	**6.0**	6	13	20	57	5.5
GMG40901	GMG41901	R1.0	**6.0**	6	13	20	57	5.5
GMG40080	GMG41080	R0.5	**8.0**	8	19	25	63	7.5
GMG40902	GMG41902	R1.0	**8.0**	8	19	25	63	7.5
GMG40903	GMG41903	R1.5	**8.0**	8	19	25	63	7.5
GMG40904	GMG41904	R2.0	**8.0**	8	19	25	63	7.5
GMG40100	GMG41100	R0.5	**10.0**	10	22	30	72	9.2
GMG40905	GMG41905	R1.0	**10.0**	10	22	30	72	9.2
GMG40906	GMG41906	R1.5	**10.0**	10	22	30	72	9.2
GMG40907	GMG41907	R2.0	**10.0**	10	22	30	72	9.2
GMG40120	GMG41120	R0.5	**12.0**	12	26	35	83	11.0
GMG40908	GMG41908	R1.0	**12.0**	12	26	35	83	11.0
GMG40909	GMG41909	R1.5	**12.0**	12	26	35	83	11.0
GMG40910	GMG41910	R2.0	**12.0**	12	26	35	83	11.0
GMG40911	GMG41911	R3.0	**12.0**	12	26	35	83	11.0
GMG40140	GMG41140	R1.0	**14.0**	14	26	35	83	13.0
GMG40912	GMG41912	R2.0	**14.0**	14	26	35	83	13.0
GMG40160	GMG41160	R1.0	**16.0**	16	35	43	92	15.0

▶ NEXT PAGE

Mill Dia. Tolerance (mm)	Shank Dia. Tolerance
0 ~ - 0.03	h5 * Shank Dia.≥Ø12 : h6

◆ 2 STEP CORE

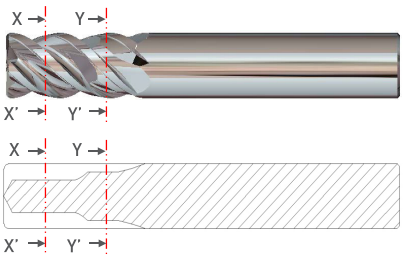



<SECTION X-X'> EXCELLENT CHIP EVACUATION



<SECTION Y-Y'> HIGHER RIGIDITY

◎ : Excellent ○ : Good

ISO	P											M			K					
Material Description	Non-alloy steel					Low alloy steel				High alloyed steel, and tool steel		Stainless steel			Grey cast iron		Nodular cast iron		Malleable cast iron	
VDI 3323	1	2	3	4	5	6	7	8	9	10	11	12	13	14	15	16	17	18	19	20
HRc		13	25	28	32	10	29	32	38	15	35	15	23	10	10	26	3	25		21
HB	125	190	250	270	300	180	275	300	350	200	325	200	240	180	180	260	160	250	130	230
Recommend	○	○	○	○	○	○	○	○	○	○	○	◎	◎	◎	○	○	○	○	○	○

ISO	N										S							H			
Material Description	Aluminum-wrought alloy		Aluminum-cast, alloyed			Copper and Copper Alloys (Bronze / Brass)			Non Metallic Materials		Heat Resistant Super Alloys					Titanium Alloys		Hardened steel		Chilled Cast Iron	Hardened Cast Iron
VDI 3323	21	22	23	24	25	26	27	28	29	30	31	32	33	34	35	36	37	38	39	40	41
HRc											15	30	25	38	34			55	60	42	55
HB	60	100	75	90	130	110	90	100			200	280	250	350	320	400 Rm	1050 Rm	550	630	400	550
Recommend											○	○	○	○	○	◎	◎				

TitaNox-POWER END MILLS

PLAIN SHANK **GMG40** SERIES
FLAT SHANK **GMG41** SERIES

CARBIDE, 4 FLUTE CORNER RADIUS with DOUBLE CORE

VOLLHARTMETALL, 4 SCHNEIDEN ECKRADIUS MIT DOPPELKERN
CARBURE, 4 DENTS, TORIQUE AVEC ÂME DOUBLE
FRESA IN MD, 4 TAGLIENTI, TORICA, DOUBLE CORE

- Double core end mill has a unique flute design for excellent chip evacuation and higher rigidity.
- The double core adds stability and aids chip flow, reducing tool deflection, improving dimensional stability and workpiece accuracy.

- Der Doppelkern hat ein einzigartiges Schneiden Design für eine exzellente Spanabfuhr und bessere Zähigkeit.
- Der Doppelkern erhöht die Stabilität und unterstützt den Spänefluss, reduziert die Werkzeugabdrängung, verbessert die Formstabilität und die Werkstückgenauigkeit.



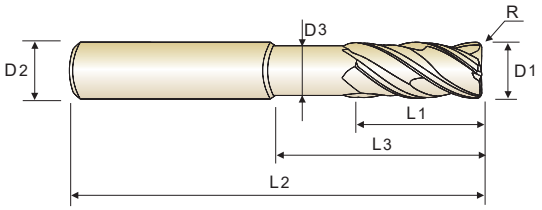

CARBIDE | 4 | 43°/45° | PLAIN | FLAT | Y Coating

p.C449~C450

Recommended ToolHolder

	Flat Shank	Plain Shank
◎	END MILL HOLDER	POWER MILLING CHUCK
◎	-	HYDRAULIC CHUCK SHRINK FIT HOLDER
○	-	ER COLLET CHUCK

Unit : mm

EDP No.		Corner Radius	Mill Diameter	Shank Diameter	Length of Cut	Length Below Shank	Overall Length	Neck Diameter
PLAIN	FLAT	R	D_1	D_2	L_1	L_3	L_2	D_3
GMG40913	GMG41913	R1.5	**16.0**	16	35	43	92	15.0
GMG40914	GMG41914	R2.0	**16.0**	16	35	43	92	15.0
GMG40915	GMG41915	R3.0	**16.0**	16	35	43	92	15.0
GMG40916	GMG41916	R4.0	**16.0**	16	35	43	92	15.0
GMG40200	GMG41200	R1.0	**20.0**	20	44	56	110	19.0
GMG40917	GMG41917	R1.5	**20.0**	20	44	56	110	19.0
GMG40918	GMG41918	R2.0	**20.0**	20	44	56	110	19.0
GMG40919	GMG41919	R3.0	**20.0**	20	44	56	110	19.0
GMG40920	GMG41920	R3.5	**20.0**	20	44	56	110	19.0
GMG40921	GMG41921	R4.0	**20.0**	20	44	56	110	19.0
GMG40250	GMG41250	R1.0	**25.0**	25	55	70	130	24.0
GMG40922	GMG41922	R1.5	**25.0**	25	55	70	130	24.0
GMG40923	GMG41923	R2.0	**25.0**	25	55	70	130	24.0
GMG40924	GMG41924	R3.0	**25.0**	25	55	70	130	24.0
GMG40925	GMG41925	R4.0	**25.0**	25	55	70	130	24.0

Mill Dia. Tolerance (mm)	Shank Dia. Tolerance
0 ~ - 0.03	h5 * Shank Dia.≥Ø12 : h6

◆ 2 STEP CORE

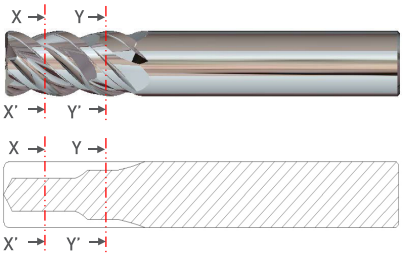



<SECTION X-X'> EXCELLENT CHIP EVACUATION



<SECTION Y-Y'> HIGHER RIGIDITY

◎ : Excellent ○ : Good

ISO	P											M			K					
Material Description	Non-alloy steel					Low alloy steel				High alloyed steel, and tool steel		Stainless steel			Grey cast iron		Nodular cast iron		Malleable cast iron	
VDI 3323	1	2	3	4	5	6	7	8	9	10	11	12	13	14	15	16	17	18	19	20
HRc		13	25	28	32	10	29	32	38	15	35	15	23	10	10	26	3	25		21
HB	125	190	250	270	300	180	275	300	350	200	325	200	240	180	180	260	160	250	130	230
Recommend	○	○	○	○	○	○	○	○	○	○	○	◎	◎	◎	○	○	○	○	○	○

ISO	N										S							H			
Material Description	Aluminum-wrought alloy		Aluminum-cast, alloyed			Copper and Copper Alloys (Bronze / Brass)			Non Metallic Materials		Heat Resistant Super Alloys					Titanium Alloys		Hardened steel		Chilled Cast Iron	Hardened Cast Iron
VDI 3323	21	22	23	24	25	26	27	28	29	30	31	32	33	34	35	36	37	38	39	40	41
HRc											15	30	25	38	34			55	60	42	55
HB	60	100	75	90	130	110	90	100			200	280	250	350	320	400 Rm	1050 Rm	550	630	400	550
Recommend											○	○	○	○	○	◎	◎				