HSS-E, SIDE AND FACE MILLING CUTTERS with STAGGERED TEETH

HSS-E, SCHEIBENFRÄSER MIT KREUZVERZAHNT
FRAISE HSS-E 3 TAILLES, DENTURE ALTERNÉE
FRESE A DISCO A TRE TAGLI - DENTI ALTERNATI

▶ The type of cutter is recommended for slotting operations.
The alternate spiral effectively counteracts all tendency to chatter.

▶ Dieser Typ ist zum Schlitzfräsen geeignet. Das alternierende Spiral wirkt allen Schnatterbewegungen entgegen.



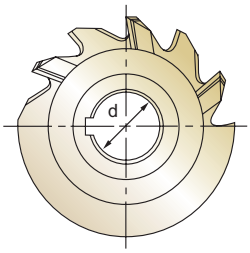

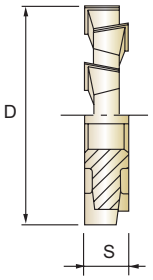

HSS-E | DIN 885-A | H | UNCOATED

p.C797

Unit : mm

EDP No.	Cutter Diameter D(js14)	Width of Face S(k11)	Internal Diameter d(H7)	No. of Teeth Z
ML10205001	50.0	3	16	14
ML10205002	50.0	4	16	14
ML10205003	50.0	5	16	14
ML10205004	50.0	6	16	14
ML10205005	50.0	7	16	14
ML10205006	50.0	8	16	14
ML10205007	50.0	9	16	14
ML10205008	50.0	10	16	14
ML10206301	63.0	3	22	16
ML10206302	63.0	4	22	16
ML10206303	63.0	5	22	16
ML10206304	63.0	6	22	16
ML10206305	63.0	7	22	16
ML10206306	63.0	8	22	16
ML10206307	63.0	9	22	16
ML10206308	63.0	10	22	16
ML10206309	63.0	12	22	16
ML10206310	63.0	14	22	16
ML10206311	63.0	16	22	16
ML10206312	63.0	18	22	16

▶ NEXT PAGE

Tolerances according to DIN 7160 & 7161

	Nominal-Diameter in ㎜								
	over 3 to 6	over 6 to 10	over 10 to 18	over 18 to 30	over 30 to 50	over 50 to 80	over 80 to 120	over 120 to 180	over 180 to 250
	Tolerance range in ㎜								
js14	± 0.15	± 0.18	± 0.215	± 0.26	± 0.31	± 0.37	± 0.435	± 0.50	± 0.575
	Tolerance range in ㎛								
k11	+ 75 0	+ 90 0	+ 110 0	+ 130 0	+ 160 0	+ 190 0	+ 220 0	+ 250 0	+ 290 0
H7	+ 12 0	+ 15 0	+ 18 0	+ 21 0	+ 25 0	+ 30 0	+ 35 0	+ 40 0	+ 46 0

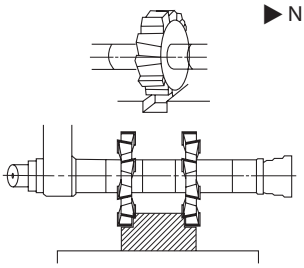

◎ : Excellent ○ : Good

ISO	P											M			K					
Material Description	Non-alloy steel					Low alloy steel				High alloyed steel, and tool steel		Stainless steel			Grey cast iron		Nodular cast iron		Malleable cast iron	
VDI 3323	1	2	3	4	5	6	7	8	9	10	11	12	13	14	15	16	17	18	19	20
HRc		13	25	28	32	10	29	32	38	15	35	15	23	10	10	26	3	25		21
HB	125	190	250	270	300	180	275	300	350	200	325	200	240	180	180	260	160	250	130	230
Recommended	◎	◎	◎	◎	◎	◎	◎	◎	○	◎	○									

ISO	N										S							H			
Material Description	Aluminum-wrought alloy		Aluminum-cast, alloyed			Copper and Copper Alloys (Bronze / Brass)			Non Metallic Materials		Heat Resistant Super Alloys					Titanium Alloys		Hardened steel		Chilled Cast Iron	Hardened Cast Iron
VDI 3323	21	22	23	24	25	26	27	28	29	30	31	32	33	34	35	36	37	38	39	40	41
HRc											15	30	25	38	34			55	60	42	55
HB	60	100	75	90	130	110	90	100			200	280	250	350	320	400 Rm	1050 Rm	550	630	400	550
Recommended	○	○	○	○	○																

MILLING CUTTERS

STAGGERED TEETH **ML102** SERIES

HSS-E, SIDE AND FACE MILLING CUTTERS with STAGGERED TEETH

HSS-E, SCHEIBENFRÄSER MIT KREUZVERZAHNT
FRAISE HSS-E 3 TAILLES, DENTURE ALTERNÉE
FRESE A DISCO A TRE TAGLI - DENTI ALTERNATI

▶ The type of cutter is recommended for slotting operations.
The alternate spiral effectively counteracts all tendency to chatter.

▶ Dieser Typ ist zum Schlitzfräsen geeignet. Das alternierende Spiral wirkt allen Schnatterbewegungen entgegen.



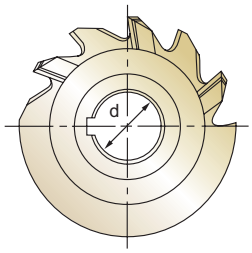

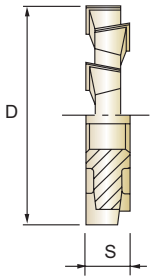

HSS-E | DIN 885-A | H | UNCOATED

p.C797

Unit : mm

EDP No.	Cutter Diameter	Width of Face	Internal Diameter	No. of Teeth
	D(js14)	S(k11)	d(H7)	Z
ML10208001	80.0	3	22	18
ML10208002	80.0	4	22	18
ML10208003	80.0	5	22	18
ML10208004	80.0	6	22	18
ML10208005	80.0	7	22	18
ML10208006	80.0	8	22	18
ML10208007	80.0	9	22	18
ML10208008	80.0	10	22	18
ML10208009	80.0	12	22	18
ML10208010	80.0	14	22	18
ML10208011	80.0	16	22	18
ML10208012	80.0	18	22	18
ML10208013	80.0	20	22	18
ML10208014	80.0	4	27	18
ML10208015	80.0	5	27	18
ML10208016	80.0	6	27	18
ML10208017	80.0	7	27	18
ML10208018	80.0	8	27	18
ML10208019	80.0	9	27	18
ML10208020	80.0	10	27	18

▶ NEXT PAGE

Tolerances according to DIN 7160 & 7161

Nominal-Diameter in mm	over 3 to 6	over 6 to 10	over 10 to 18	over 18 to 30	over 30 to 50	over 50 to 80	over 80 to 120	over 120 to 180	over 180 to 250
Tolerance range in mm									
js14	± 0.15	± 0.18	± 0.215	± 0.26	± 0.31	± 0.37	± 0.435	± 0.50	± 0.575
Tolerance range in μm									
k11	+ 75 0	+ 90 0	+ 110 0	+ 130 0	+ 160 0	+ 190 0	+ 220 0	+ 250 0	+ 290 0
H7	+ 12 0	+ 15 0	+ 18 0	+ 21 0	+ 25 0	+ 30 0	+ 35 0	+ 40 0	+ 46 0

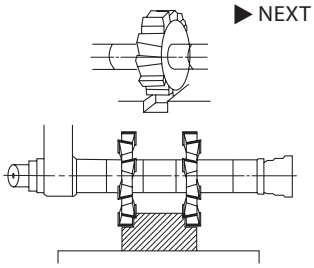

◎ : Excellent ○ : Good

ISO	P											M			K					
Material Description	Non-alloy steel					Low alloy steel				High alloyed steel, and tool steel		Stainless steel			Grey cast iron		Nodular cast iron		Malleable cast iron	
VDI 3323	1	2	3	4	5	6	7	8	9	10	11	12	13	14	15	16	17	18	19	20
HRc		13	25	28	32	10	29	32	38	15	35	15	23	10	10	26	3	25		21
HB	125	190	250	270	300	180	275	300	350	200	325	200	240	180	180	260	160	250	130	230
Recommended	◎	◎	◎	◎	◎	◎	◎	◎	○	◎	○									

ISO	N										S							H			
Material Description	Aluminum-wrought alloy		Aluminum-cast, alloyed			Copper and Copper Alloys (Bronze / Brass)			Non Metallic Materials		Heat Resistant Super Alloys					Titanium Alloys		Hardened steel		Chilled Cast Iron	Hardened Cast Iron
VDI 3323	21	22	23	24	25	26	27	28	29	30	31	32	33	34	35	36	37	38	39	40	41
HRc											15	30	25	38	34			55	60	42	55
HB	60	100	75	90	130	110	90	100			200	280	250	350	320	400 Rm	1050 Rm	550	630	400	550
Recommended	○	○	○	○	○																

phone:+82-32-526-0909, www.yg1.solutions, E-mail:yg1@yg1.solutions
YG-1 CO., LTD.

HSS-E, SIDE AND FACE MILLING CUTTERS with STAGGERED TEETH

HSS-E, SCHEIBENFRÄSER MIT KREUZVERZAHNT
FRAISE HSS-E 3 TAILLES, DENTURE ALTERNÉE
FRESE A DISCO A TRE TAGLI - DENTI ALTERNATI

▶ The type of cutter is recommended for slotting operations.
The alternate spiral effectively counteracts all tendency to chatter.

▶ Dieser Typ ist zum Schlitzfräsen geeignet. Das alternierende Spiral wirkt allen Schnatterbewegungen entgegen.



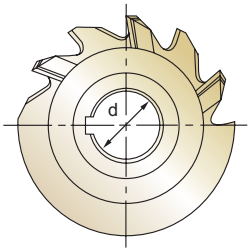

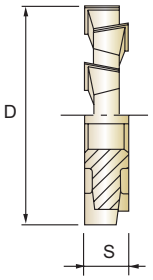

HSS-E | DIN 885-A | H | UNCOATED

p.C797

Unit : mm

EDP No.	Cutter Diameter D(js14)	Width of Face S(k11)	Internal Diameter d(H7)	No. of Teeth Z
ML10208021	80.0	12	27	18
ML10208022	80.0	14	27	18
ML10208023	80.0	16	27	18
ML10208024	80.0	18	27	18
ML10208025	80.0	20	27	18
ML10210001	100.0	3	27	20
ML10210002	100.0	4	27	20
ML10210003	100.0	5	27	20
ML10210004	100.0	6	27	20
ML10210005	100.0	7	27	20
ML10210006	100.0	8	27	20
ML10210007	100.0	9	27	20
ML10210008	100.0	10	27	20
ML10210009	100.0	12	27	20
ML10210010	100.0	14	27	20
ML10210011	100.0	15	27	20
ML10210012	100.0	16	27	20
ML10210013	100.0	18	27	20
ML10210014	100.0	20	27	20
ML10210015	100.0	4	32	20

Tolerances according to DIN 7160 & 7161

Nominal-Diameter in mm	over 3 to 6	over 6 to 10	over 10 to 18	over 18 to 30	over 30 to 50	over 50 to 80	over 80 to 120	over 120 to 180	over 180 to 250
Tolerance range in mm									
js14	± 0.15	± 0.18	± 0.215	± 0.26	± 0.31	± 0.37	± 0.435	± 0.50	± 0.575
Tolerance range in μm									
k11	+ 75 0	+ 90 0	+ 110 0	+ 130 0	+ 160 0	+ 190 0	+ 220 0	+ 250 0	+ 290 0
H7	+ 12 0	+ 15 0	+ 18 0	+ 21 0	+ 25 0	+ 30 0	+ 35 0	+ 40 0	+ 46 0

▶ NEXT PAGE

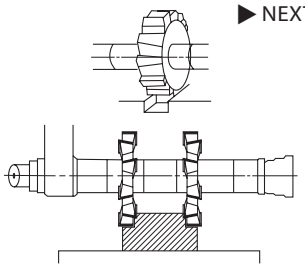

◎ : Excellent ○ : Good

ISO	P											M			K					
Material Description	Non-alloy steel					Low alloy steel				High alloyed steel, and tool steel		Stainless steel			Grey cast iron		Nodular cast iron		Malleable cast iron	
VDI 3323	1	2	3	4	5	6	7	8	9	10	11	12	13	14	15	16	17	18	19	20
HRc		13	25	28	32	10	29	32	38	15	35	15	23	10	10	26	3	25		21
HB	125	190	250	270	300	180	275	300	350	200	325	200	240	180	180	260	160	250	130	230
Recommended	◎	◎	◎	◎	◎	◎	◎	◎	○	◎	○									

ISO	N										S							H			
Material Description	Aluminum-wrought alloy		Aluminum-cast, alloyed			Copper and Copper Alloys (Bronze / Brass)			Non Metallic Materials		Heat Resistant Super Alloys					Titanium Alloys		Hardened steel		Chilled Cast Iron	Hardened Cast Iron
VDI 3323	21	22	23	24	25	26	27	28	29	30	31	32	33	34	35	36	37	38	39	40	41
HRc											15	30	25	38	34			55	60	42	55
HB	60	100	75	90	130	110	90	100			200	280	250	350	320	400 Rm	1050 Rm	550	630	400	550
Recommended	○	○	○	○	○																

MILLING CUTTERS

STAGGERED TEETH **ML102** SERIES

HSS-E, SIDE AND FACE MILLING CUTTERS with STAGGERED TEETH

HSS-E, SCHEIBENFRÄSER MIT KREUZVERZAHNT
FRAISE HSS-E 3 TAILLES, DENTURE ALTERNÉE
FRESE A DISCO A TRE TAGLI - DENTI ALTERNATI

▶ The type of cutter is recommended for slotting operations.
The alternate spiral effectively counteracts all tendency to chatter.

▶ Dieser Typ ist zum Schlitzfräsen geeignet. Das alternierende Spiral wirkt allen Schnatterbewegungen entgegen.



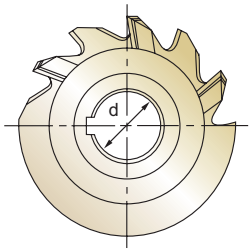

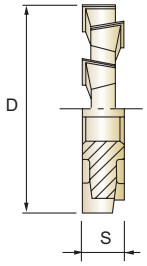

HSS-E | DIN 885-A | H | UNCOATED

p.C797

Unit : mm

EDP No.	Cutter Diameter D(js14)	Width of Face S(k11)	Internal Diameter d(H7)	No. of Teeth Z
ML10210016	100.0	5	32	20
ML10210017	100.0	6	32	20
ML10210018	100.0	7	32	20
ML10210019	100.0	8	32	20
ML10210020	100.0	9	32	20
ML10210021	100.0	10	32	20
ML10210022	100.0	12	32	20
ML10210023	100.0	14	32	20
ML10210024	100.0	15	32	20
ML10210025	100.0	16	32	20
ML10210026	100.0	18	32	20
ML10210027	100.0	20	32	20
ML10212501	125.0	5	32	22
ML10212502	125.0	6	32	22
ML10212503	125.0	8	32	22
ML10212504	125.0	10	32	22
ML10212505	125.0	12	32	22
ML10212506	125.0	14	32	22
ML10212507	125.0	16	32	22
ML10212508	125.0	18	32	22

▶ NEXT PAGE

Tolerances according to DIN 7160 & 7161

	Nominal-Diameter in mm								
	over 3 to 6	over 6 to 10	over 10 to 18	over 18 to 30	over 30 to 50	over 50 to 80	over 80 to 120	over 120 to 180	over 180 to 250
	Tolerance range in mm								
js14	± 0.15	± 0.18	± 0.215	± 0.26	± 0.31	± 0.37	± 0.435	± 0.50	± 0.575
	Tolerance range in μm								
k11	+ 75 0	+ 90 0	+ 110 0	+ 130 0	+ 160 0	+ 190 0	+ 220 0	+ 250 0	+ 290 0
H7	+ 12 0	+ 15 0	+ 18 0	+ 21 0	+ 25 0	+ 30 0	+ 35 0	+ 40 0	+ 46 0

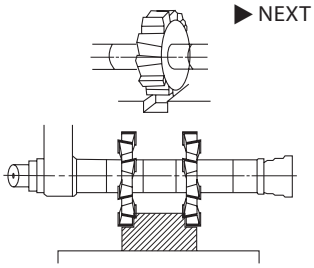

◎ : Excellent ○ : Good

ISO	P											M			K					
Material Description	Non-alloy steel					Low alloy steel				High alloyed steel, and tool steel		Stainless steel			Grey cast iron		Nodular cast iron		Malleable cast iron	
VDI 3323	1	2	3	4	5	6	7	8	9	10	11	12	13	14	15	16	17	18	19	20
HRc		13	25	28	32	10	29	32	38	15	35	15	23	10	10	26	3	25		21
HB	125	190	250	270	300	180	275	300	350	200	325	200	240	180	180	260	160	250	130	230
Recommended	◎	◎	◎	◎	◎	◎	◎	◎	○	◎	○									

ISO	N										S							H			
Material Description	Aluminum-wrought alloy		Aluminum-cast, alloyed			Copper and Copper Alloys (Bronze / Brass)			Non Metallic Materials		Heat Resistant Super Alloys					Titanium Alloys		Hardened steel		Chilled Cast Iron	Hardened Cast Iron
VDI 3323	21	22	23	24	25	26	27	28	29	30	31	32	33	34	35	36	37	38	39	40	41
HRc											15	30	25	38	34			55	60	42	55
HB	60	100	75	90	130	110	90	100			200	280	250	350	320	400 Rm	1050 Rm	550	630	400	550
Recommended	○	○	○	○	○																

phone:+82-32-526-0909, www.yg1.solutions, E-mail:yg1@yg1.solutions
YG-1 CO., LTD.

HSS-E, SIDE AND FACE MILLING CUTTERS with STAGGERED TEETH

HSS-E, SCHEIBENFRÄSER MIT KREUZVERZAHNT
FRAISE HSS-E 3 TAILLES, DENTURE ALTERNÉE
FRESE A DISCO A TRE TAGLI - DENTI ALTERNATI

▶ The type of cutter is recommended for slotting operations.
The alternate spiral effectively counteracts all tendency to chatter.

▶ Dieser Typ ist zum Schlitzfräsen geeignet. Das alternierende Spiral wirkt allen Schnatterbewegungen entgegen.



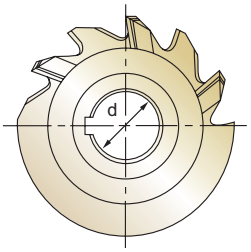

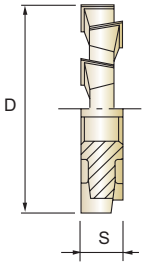

HSS-E | DIN 885-A | H | UNCOATED

p.C797

Unit : mm

EDP No.	Cutter Diameter D(js14)	Width of Face S(k11)	Internal Diameter d(H7)	No. of Teeth Z
ML10212509	125.0	20	32	22
ML10216001	160.0	6	32	26
ML10216002	160.0	8	32	26
ML10216003	160.0	10	32	26
ML10216004	160.0	12	32	26
ML10216005	160.0	14	32	26
ML10216006	160.0	16	32	26
ML10216007	160.0	18	32	26
ML10216008	160.0	20	32	26
ML10216009	160.0	6	40	26
ML10216010	160.0	8	40	26
ML10216011	160.0	10	40	26
ML10216012	160.0	12	40	26
ML10216013	160.0	14	40	26
ML10216014	160.0	16	40	26
ML10216015	160.0	18	40	26
ML10216016	160.0	20	40	26
ML10220001	200.0	10	40	30
ML10220002	200.0	12	40	30
ML10220003	200.0	14	40	30

▶ NEXT PAGE

Tolerances according to DIN 7160 & 7161

Nominal-Diameter in ㎜	over 3 to 6	over 6 to 10	over 10 to 18	over 18 to 30	over 30 to 50	over 50 to 80	over 80 to 120	over 120 to 180	over 180 to 250
Tolerance range in ㎜									
js14	± 0.15	± 0.18	± 0.215	± 0.26	± 0.31	± 0.37	± 0.435	± 0.50	± 0.575
Tolerance range in ㎛									
k11	+ 75 0	+ 90 0	+ 110 0	+ 130 0	+ 160 0	+ 190 0	+ 220 0	+ 250 0	+ 290 0
H7	+ 12 0	+ 15 0	+ 18 0	+ 21 0	+ 25 0	+ 30 0	+ 35 0	+ 40 0	+ 46 0

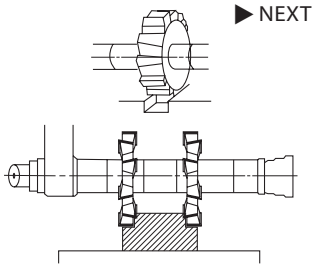

◎ : Excellent ○ : Good

ISO	P											M			K					
Material Description	Non-alloy steel					Low alloy steel				High alloyed steel, and tool steel		Stainless steel			Grey cast iron		Nodular cast iron		Malleable cast iron	
VDI 3323	1	2	3	4	5	6	7	8	9	10	11	12	13	14	15	16	17	18	19	20
HRc		13	25	28	32	10	29	32	38	15	35	15	23	10	10	26	3	25		21
HB	125	190	250	270	300	180	275	300	350	200	325	200	240	180	180	260	160	250	130	230
Recommended	◎	◎	◎	◎	◎	◎	◎	◎	○	◎	○									

ISO	N										S							H			
Material Description	Aluminum-wrought alloy		Aluminum-cast, alloyed			Copper and Copper Alloys (Bronze / Brass)			Non Metallic Materials		Heat Resistant Super Alloys					Titanium Alloys		Hardened steel		Chilled Cast Iron	Hardened Cast Iron
VDI 3323	21	22	23	24	25	26	27	28	29	30	31	32	33	34	35	36	37	38	39	40	41
HRc											15	30	25	38	34			55	60	42	55
HB	60	100	75	90	130	110	90	100			200	280	250	350	320	400 Rm	1050 Rm	550	630	400	550
Recommended	○	○	○	○	○																

MILLING CUTTERS

STAGGERED TEETH **ML102** SERIES

HSS-E, SIDE AND FACE MILLING CUTTERS with STAGGERED TEETH

HSS-E, SCHEIBENFRÄSER MIT KREUZVERZAHNT
FRAISE HSS-E 3 TAILLES, DENTURE ALTERNÉE
FRESE A DISCO A TRE TAGLI - DENTI ALTERNATI

▶ The type of cutter is recommended for slotting operations.
The alternate spiral effectively counteracts all tendency to chatter.

▶ Dieser Typ ist zum Schlitzfräsen geeignet. Das alternierende Spiral wirkt allen Schnatterbewegungen entgegen.



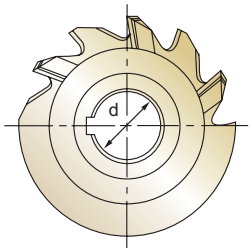

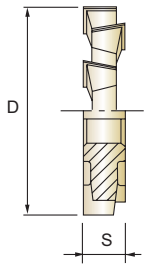

HSS-E | DIN 885-A | H | UNCOATED

p.C797

Unit : mm

EDP No.	Cutter Diameter	Width of Face	Internal Diameter	No. of Teeth
	D(js14)	S(k11)	d(H7)	Z
ML10220004	200.0	16	40	30
ML10220005	200.0	18	40	30
ML10220006	200.0	20	40	30
ML10220007	200.0	22	40	30
ML10220008	200.0	25	40	30

Tolerances according to DIN 7160 & 7161

	Nominal-Diameter in mm								
	over 3 to 6	over 6 to 10	over 10 to 18	over 18 to 30	over 30 to 50	over 50 to 80	over 80 to 120	over 120 to 180	over 180 to 250
	Tolerance range in mm								
js14	± 0.15	± 0.18	± 0.215	± 0.26	± 0.31	± 0.37	± 0.435	± 0.50	± 0.575
	Tolerance range in μm								
k11	+ 75 0	+ 90 0	+ 110 0	+ 130 0	+ 160 0	+ 190 0	+ 220 0	+ 250 0	+ 290 0
H7	+ 12 0	+ 15 0	+ 18 0	+ 21 0	+ 25 0	+ 30 0	+ 35 0	+ 40 0	+ 46 0

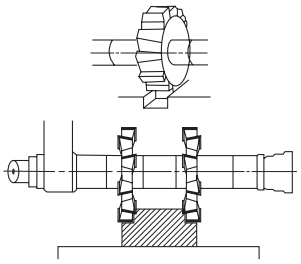

◎ : Excellent ○ : Good

ISO	P											M			K					
Material Description	Non-alloy steel					Low alloy steel				High alloyed steel, and tool steel		Stainless steel			Grey cast iron		Nodular cast iron		Malleable cast iron	
VDI 3323	1	2	3	4	5	6	7	8	9	10	11	12	13	14	15	16	17	18	19	20
HRc		13	25	28	32	10	29	32	38	15	35	15	23	10	10	26	3	25		21
HB	125	190	250	270	300	180	275	300	350	200	325	200	240	180	180	260	160	250	130	230
Recommended	◎	◎	◎	◎	◎	◎	◎	◎	○	◎	○									

ISO	N										S							H			
Material Description	Aluminum-wrought alloy		Aluminum-cast, alloyed			Copper and Copper Alloys (Bronze / Brass)			Non Metallic Materials		Heat Resistant Super Alloys					Titanium Alloys		Hardened steel		Chilled Cast Iron	Hardened Cast Iron
VDI 3323	21	22	23	24	25	26	27	28	29	30	31	32	33	34	35	36	37	38	39	40	41
HRc											15	30	25	38	34			55	60	42	55
HB	60	100	75	90	130	110	90	100			200	280	250	350	320	400 Rm	1050 Rm	550	630	400	550
Recommended	○	○	○	○	○																

phone:+82-32-526-0909, www.yg1.solutions, E-mail:yg1@yg1.solutions
YG-1 CO., LTD.