CARBIDE, 2 FLUTE CORNER RADIUS (Short, Regular, Long Shank)

VOLLHARTMETALL, 2 SCHNEIDEN ECKENRADIUS
Fraise carbure, 2 dents, torique
MD, 2 TAGLIENTI, TORICA (Serie corta, media e lunga)

- New coating and tool geometry applied resulting outstanding cutting abilities and wear resistance.
- Excellent for cutting prehardened steels, carbon steels, alloy steels of molds and dies, up to HRc55 and machine parts.
- Available in short, regular and long shank end mills.
- Available with various corner radius end mills, from 0.02mm to 5.0mm corner radius.

- Aufgrund einer neuartigen Beschichtung und neuer Werkzeuggeometrien hervorragende Schnittleistung und Verschleißfestigkeit
- Ausgezeichnet geeignet für das Fräsen von vorvergütetem Stahl, kohlenstoff Stahl, legiertem Stahl für Formen, bis HRc55 und Maschinenbauteile.
- Erhältlich in den Schaft-Ausführungen: kurz, standard und lang
- Erhältlich in verschiedenen Eckradien-Ausführungen: von 0,02mm bis zu 5,0mm Eckradius.



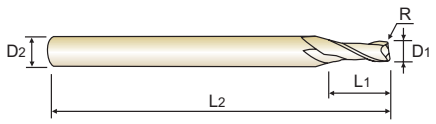

CARBIDE | 2 | 30° | R ±0.010 | R ±0.015 | PLAIN | Y Coating

Ø0.2~Ø6 Ø7~Ø20

p.C332~C333

Recommended ToolHolder	Flat Shank	Plain Shank
	END MILL HOLDER	HYDRAULIC CHUCK SHRINK FIT HOLDER
	-	POWER MILLING CHUCK
	-	ER COLLET CHUCK SK SLIM CHUCK

Unit : mm

EDP No.	Corner Radius R	Mill Diameter D1	Shank Diameter D2	Length of Cut L1	Overall Length L2	Remark
SEMD99002002E	R0.02	0.2	4	0.4	40	-
SEMD99002005E	R0.05	0.2	4	0.4	40	-
SEMD99003002E	R0.02	0.3	4	0.6	40	-
SEMD99003005E	R0.05	0.3	4	0.6	40	-
SEMD99004005E	R0.05	0.4	4	0.8	40	-
SEMD9900401E	R0.1	0.4	4	0.8	40	-
SEMD99005005E	R0.05	0.5	4	1	40	-
SEMD9900501E	R0.1	0.5	4	1	40	-
SEMD99006005E	R0.05	0.6	4	1.2	40	-
SEMD9900601E	R0.1	0.6	4	1.2	40	-
SEMD9900602E	R0.2	0.6	4	1.2	40	-
SEMD99007005E	R0.05	0.7	4	1.4	40	-
SEMD9900701E	R0.1	0.7	4	1.4	40	-
SEMD9900702E	R0.2	0.7	4	1.4	40	-
SEMD99008005E	R0.05	0.8	4	1.6	40	-
SEMD9900801E	R0.1	0.8	4	1.6	40	-
SEMD9900802E	R0.2	0.8	4	1.6	40	-
SEMD99009005E	R0.05	0.9	4	1.8	40	-
SEMD9900901E	R0.1	0.9	4	1.8	40	-
SEMD990100054SE	R0.05	1.0	4	2.5	50	4mm Shank
SEMD99010014SE	R0.1	1.0	4	2.5	50	4mm Shank
SEMD99010024SE	R0.2	1.0	4	2.5	50	4mm Shank
SEMD99010034SE	R0.3	1.0	4	2.5	50	4mm Shank
SEMD99010005E	R0.05	1.0	6	2.5	50	-

★ : Stock Item

▶ NEXT PAGE

Size	Corner Radius Tolerance (mm)	Mill Dia. Tolerance (mm)	Shank Dia. Tolerance
up to Ø6	± 0.010	0 ~ - 0.012	h5
over Ø6	± 0.015	0 ~ - 0.015	

◎ : Excellent ○ : Good

ISO	P											M			K					
Material Description	Non-alloy steel					Low alloy steel				High alloyed steel, and tool steel		Stainless steel			Grey cast iron		Nodular cast iron		Malleable cast iron	
VDI 3323	1	2	3	4	5	6	7	8	9	10	11	12	13	14	15	16	17	18	19	20
HRc		13	25	28	32	10	29	32	38	15	35	15	23	10	10	26	3	25		21
HB	125	190	250	270	300	180	275	300	350	200	325	200	240	180	180	260	160	250	130	230
Recommend	○	○	◎	◎	◎	○	◎	◎	◎	○	◎				○	○	○	○	○	○

ISO	N										S							H			
Material Description	Aluminum-wrought alloy		Aluminum-cast, alloyed			Copper and Copper Alloys (Bronze / Brass)			Non Metallic Materials		Heat Resistant Super Alloys					Titanium Alloys		Hardened steel		Chilled Cast Iron	Hardened Cast Iron
VDI 3323	21	22	23	24	25	26	27	28	29	30	31	32	33	34	35	36	37	38	39	40	41
HRc											15	30	25	38	34			55	60	42	55
HB	60	100	75	90	130	110	90	100			200	280	250	350	320	400 Rm	1050 Rm	550	630	400	550
Recommend																		○		◎	○

4G MILL END MILLS

PLAIN SHANK **SEMD99** SERIES

CARBIDE, 2 FLUTE CORNER RADIUS (Short, Regular, Long Shank)

VOLLHARTMETALL, 2 SCHNEIDEN ECKENRADIUS
Fraise carbure, 2 dents, torique
MD, 2 TAGLIENTI, TORICA (Serie corta, media e lunga)

- New coating and tool geometry applied resulting outstanding cutting abilities and wear resistance.
- Excellent for cutting prehardened steels, carbon steels, alloy steels of molds and dies, up to HRc55 and machine parts.
- Available in short, regular and long shank end mills.
- Available with various corner radius end mills, from 0.02mm to 5.0mm corner radius.

- Aufgrund einer neuartigen Beschichtung und neuer Werkzeuggeometrien hervorragende Schnittleistung und Verschleißfestigkeit
- Ausgezeichnet geeignet für das Fräsen von vorvergütetem Stahl, kohlenstoff Stahl, legiertem Stahl für Formen, bis HRc55 und Maschinenbauteile.
- Erhältlich in den Schaft-Ausführungen: kurz, standard und lang
- Erhältlich in verschiedenen Eckradien-Ausführungen: von 0,02mm bis zu 5,0mm Eckradius.



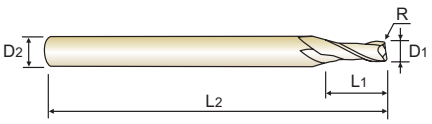

CARBIDE | 2 | 30° | R ±0.010 (Ø0.2~Ø6) | R ±0.015 (Ø7~Ø20) | PLAIN | Y Coating

p.C332~C333

Recommended ToolHolder

	Flat Shank	Plain Shank
◎	END MILL HOLDER	HYDRAULIC CHUCK SHRINK FIT HOLDER
◎	-	POWER MILLING CHUCK
○	-	ER COLLET CHUCK SK SLIM CHUCK

Unit : mm

EDP No.	Corner Radius R	Mill Diameter D1	Shank Diameter D2	Length of Cut L1	Overall Length L2	Remark
SEMD9901001E	R0.1	1.0	6	2.5	50	-
★ SEMD9901002E	R0.2	1.0	6	2.5	50	-
★ SEMD9901003E	R0.3	1.0	6	2.5	50	-
SEMD990120054SE	R0.05	1.2	4	3	50	4mm Shank
SEMD99012014SE	R0.1	1.2	4	3	50	4mm Shank
SEMD99012024SE	R0.2	1.2	4	3	50	4mm Shank
SEMD99012034SE	R0.3	1.2	4	3	50	4mm Shank
SEMD99012005E	R0.05	1.2	6	3	50	-
SEMD9901201E	R0.1	1.2	6	3	50	-
SEMD9901202E	R0.2	1.2	6	3	50	-
SEMD9901203E	R0.3	1.2	6	3	50	-
SEMD990150054SE	R0.05	1.5	4	4	50	-
SEMD99015014SE	R0.1	1.5	4	4	50	4mm Shank
SEMD99015024SE	R0.2	1.5	4	4	50	4mm Shank
SEMD99015034SE	R0.3	1.5	4	4	50	4mm Shank
SEMD99015054SE	R0.5	1.5	4	4	50	4mm Shank
SEMD99015005E	R0.05	1.5	6	4	50	-
SEMD9901501E	R0.1	1.5	6	4	50	-
★ SEMD9901502E	R0.2	1.5	6	4	50	-
★ SEMD9901503E	R0.3	1.5	6	4	50	-
★ SEMD9901505E	R0.5	1.5	6	4	50	-
SEMD99020014SE	R0.1	2.0	4	6	50	4mm Shank
SEMD99020024SE	R0.2	2.0	4	6	50	4mm Shank
SEMD99020034SE	R0.3	2.0	4	6	50	4mm Shank

★ : Stock Item

▶ NEXT PAGE

Size	Corner Radius Tolerance (mm)	Mill Dia. Tolerance (mm)	Shank Dia. Tolerance
up to Ø6	± 0.010	0 ~ - 0.012	h5
over Ø6	± 0.015	0 ~ - 0.015	

◎ : Excellent ○ : Good

ISO	P											M			K					
Material Description	Non-alloy steel					Low alloy steel				High alloyed steel, and tool steel		Stainless steel			Grey cast iron		Nodular cast iron		Malleable cast iron	
VDI 3323	1	2	3	4	5	6	7	8	9	10	11	12	13	14	15	16	17	18	19	20
HRc		13	25	28	32	10	29	32	38	15	35	15	23	10	10	26	3	25		21
HB	125	190	250	270	300	180	275	300	350	200	325	200	240	180	180	260	160	250	130	230
Recommend	○	○	◎	◎	◎	○	◎	◎	◎	○	◎				○	○	○	○	○	○

ISO	N										S							H			
Material Description	Aluminum-wrought alloy		Aluminum-cast, alloyed			Copper and Copper Alloys (Bronze / Brass)			Non Metallic Materials		Heat Resistant Super Alloys					Titanium Alloys		Hardened steel		Chilled Cast Iron	Hardened Cast Iron
VDI 3323	21	22	23	24	25	26	27	28	29	30	31	32	33	34	35	36	37	38	39	40	41
HRc											15	30	25	38	34			55	60	42	55
HB	60	100	75	90	130	110	90	100			200	280	250	350	320	400 Rm	1050 Rm	550	630	400	550
Recommend																		○		◎	○

phone:+82-32-526-0909, www.yg1.solutions, E-mail:yg1@yg1.solutions
YG-1 CO., LTD.

CARBIDE, 2 FLUTE CORNER RADIUS (Short, Regular, Long Shank)

VOLLHARTMETALL, 2 SCHNEIDEN ECKENRADIUS
Fraise carbure, 2 dents, torique
MD, 2 TAGLIENTI, TORICA (Serie corta, media e lunga)

- New coating and tool geometry applied resulting outstanding cutting abilities and wear resistance.
- Excellent for cutting prehardened steels, carbon steels, alloy steels of molds and dies, up to HRc55 and machine parts.
- Available in short, regular and long shank end mills.
- Available with various corner radius end mills, from 0.02mm to 5.0mm corner radius.

- Aufgrund einer neuartigen Beschichtung und neuer Werkzeuggeometrien hervorragende Schnittleistung und Verschleißfestigkeit
- Ausgezeichnet geeignet für das Fräsen von vorvergütetem Stahl, kohlenstoff Stahl, legiertem Stahl für Formen, bis HRc55 und Maschinenbauteile.
- Erhältlich in den Schaft-Ausführungen: kurz, standard und lang
- Erhältlich in verschiedenen Eckradien-Ausführungen: von 0,02mm bis zu 5,0mm Eckradius.



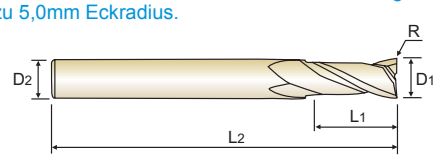

CARBIDE | 2 | 30° | R ±0.010 | R ±0.015 | PLAIN | Y Coating | p.C332~C333

Ø0.2~Ø6 Ø7~Ø20

Recommended ToolHolder

	Flat Shank	Plain Shank
◎	END MILL HOLDER	HYDRAULIC CHUCK SHRINK FIT HOLDER
◎	-	POWER MILLING CHUCK
○	-	ER COLLET CHUCK SK SLIM CHUCK

Unit : mm

EDP No.	Corner Radius R	Mill Diameter D1	Shank Diameter D2	Length of Cut L1	Overall Length L2	Remark
SEMD99020054SE	R0.5	**2.0**	4	6	50	4mm Shank
SEMD9902001E	R0.1	**2.0**	6	6	50	-
★ SEMD9902002E	R0.2	**2.0**	6	6	50	-
★ SEMD9902003E	R0.3	**2.0**	6	6	50	-
★ SEMD9902005E	R0.5	**2.0**	6	6	50	-
SEMD99025014SE	R0.1	**2.5**	4	7	60	4mm Shank
SEMD99025024SE	R0.2	**2.5**	4	7	60	4mm Shank
SEMD99025034SE	R0.3	**2.5**	4	7	60	4mm Shank
SEMD99025054SE	R0.5	**2.5**	4	7	60	4mm Shank
SEMD9902501E	R0.1	**2.5**	6	7	60	-
SEMD9902502E	R0.2	**2.5**	6	7	60	-
SEMD9902503E	R0.3	**2.5**	6	7	60	-
SEMD9902505E	R0.5	**2.5**	6	7	60	-
SEMD9903001E	R0.1	**3.0**	6	8	60	-
★ SEMD9903002E	R0.2	**3.0**	6	8	60	-
★ SEMD9903003E	R0.3	**3.0**	6	8	60	-
★ SEMD9903005E	R0.5	**3.0**	6	8	60	-
SEMD9903010E	R1.0	**3.0**	6	8	60	-
SEMD9903501E	R0.1	**3.5**	6	10	70	-
SEMD9903502E	R0.2	**3.5**	6	10	70	-
SEMD9903503E	R0.3	**3.5**	6	10	70	-
SEMD9903505E	R0.5	**3.5**	6	10	70	-
SEMD99040014SE	R0.1	**4.0**	4	10	70	4mm Shank
SEMD99040024SE	R0.2	**4.0**	4	10	70	4mm Shank

★ : Stock Item

▶ NEXT PAGE

Size	Corner Radius Tolerance (mm)	Mill Dia. Tolerance (mm)	Shank Dia. Tolerance
up to Ø6	± 0.010	0 ~ - 0.012	h5
over Ø6	± 0.015	0 ~ - 0.015	

◎ : Excellent ○ : Good

ISO	P											M			K					
Material Description	Non-alloy steel					Low alloy steel				High alloyed steel, and tool steel		Stainless steel			Grey cast iron		Nodular cast iron		Malleable cast iron	
VDI 3323	1	2	3	4	5	6	7	8	9	10	11	12	13	14	15	16	17	18	19	20
HRc		13	25	28	32	10	29	32	38	15	35	15	23	10	10	26	3	25		21
HB	125	190	250	270	300	180	275	300	350	200	325	200	240	180	180	260	160	250	130	230
Recommend	○	○	◎	◎	◎	○	◎	◎	◎	○	◎				○	○	○	○	○	○

ISO	N										S							H			
Material Description	Aluminum-wrought alloy		Aluminum-cast, alloyed			Copper and Copper Alloys (Bronze / Brass)			Non Metallic Materials		Heat Resistant Super Alloys					Titanium Alloys		Hardened steel		Chilled Cast Iron	Hardened Cast Iron
VDI 3323	21	22	23	24	25	26	27	28	29	30	31	32	33	34	35	36	37	38	39	40	41
HRc											15	30	25	38	34			55	60	42	55
HB	60	100	75	90	130	110	90	100			200	280	250	350	320	400 Rm	1050 Rm	550	630	400	550
Recommend																		○		◎	○

4G MILL END MILLS

PLAIN SHANK **SEMD99** SERIES

CARBIDE, 2 FLUTE CORNER RADIUS (Short, Regular, Long Shank)

VOLLHARTMETALL, 2 SCHNEIDEN ECKENRADIUS
Fraise carbure, 2 dents, torique
MD, 2 TAGLIENTI, TORICA (Serie corta, media e lunga)

- New coating and tool geometry applied resulting outstanding cutting abilities and wear resistance.
- Excellent for cutting prehardened steels, carbon steels, alloy steels of molds and dies, up to HRc55 and machine parts.
- Available in short, regular and long shank end mills.
- Available with various corner radius end mills, from 0.02mm to 5.0mm corner radius.

- Aufgrund einer neuartigen Beschichtung und neuer Werkzeuggeometrien hervorragende Schnittleistung und Verschleißfestigkeit
- Ausgezeichnet geeignet für das Fräsen von vorvergütetem Stahl, kohlenstoff Stahl, legiertem Stahl für Formen, bis HRc55 und Maschinenbauteile.
- Erhältlich in den Schaft-Ausführungen: kurz, standard und lang
- Erhältlich in verschiedenen Eckradien-Ausführungen: von 0,02mm bis zu 5,0mm Eckradius.



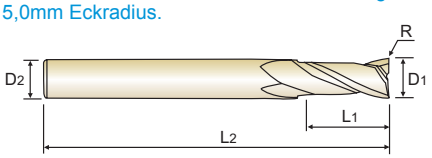

CARBIDE | 2 | 30° | R ±0.010 Ø0.2~Ø6 | R ±0.015 Ø7~Ø20 | PLAIN | Y Coating

p.C332~C333

Recommended ToolHolder

	Flat Shank	Plain Shank
◎	END MILL HOLDER	HYDRAULIC CHUCK SHRINK FIT HOLDER
◎	-	POWER MILLING CHUCK
○	-	ER COLLET CHUCK SK SLIM CHUCK

Unit : mm

EDP No.	Corner Radius R	Mill Diameter D1	Shank Diameter D2	Length of Cut L1	Overall Length L2	Remark
SEMD99040034SE	R0.3	4.0	4	10	70	4mm Shank
SEMD99040054SE	R0.5	4.0	4	10	70	4mm Shank
SEMD99040104SE	R1.0	4.0	4	10	70	4mm Shank
SEMD99040011004SE	R0.1	4.0	4	10	100	4mm Shank
SEMD99040021004SE	R0.2	4.0	4	10	100	4mm Shank
SEMD99040031004SE	R0.3	4.0	4	10	100	4mm Shank
SEMD99040051004SE	R0.5	4.0	4	10	100	4mm Shank
SEMD99040101004SE	R1.0	4.0	4	10	100	4mm Shank
SEMD9904001E	R0.1	4.0	6	10	70	Regular
★ SEMD9904002E	R0.2	4.0	6	10	70	Regular
★ SEMD9904003E	R0.3	4.0	6	10	70	Regular
★ SEMD9904005E	R0.5	4.0	6	10	70	Regular
★ SEMD9904010E	R1.0	4.0	6	10	70	Regular
SEMD9904501E	R0.1	4.5	6	11	80	-
SEMD9904502E	R0.2	4.5	6	11	80	-
SEMD9904503E	R0.3	4.5	6	11	80	-
SEMD9904505E	R0.5	4.5	6	11	80	-
SEMD9905001E	R0.1	5.0	6	13	90	-
★ SEMD9905002E	R0.2	5.0	6	13	90	-
★ SEMD9905003E	R0.3	5.0	6	13	90	-
★ SEMD9905005E	R0.5	5.0	6	13	90	-
★ SEMD9905010E	R1.0	5.0	6	13	90	-
SEMD9905501E	R0.1	5.5	6	13	90	-
SEMD9905502E	R0.2	5.5	6	13	90	-

★ : Stock Item

▶ NEXT PAGE

Size	Corner Radius Tolerance (mm)	Mill Dia. Tolerance (mm)	Shank Dia. Tolerance
up to Ø6	± 0.010	0 ~ - 0.012	h5
over Ø6	± 0.015	0 ~ - 0.015	

◎ : Excellent ○ : Good

ISO	P											M			K					
Material Description	Non-alloy steel					Low alloy steel				High alloyed steel, and tool steel		Stainless steel			Grey cast iron		Nodular cast iron		Malleable cast iron	
VDI 3323	1	2	3	4	5	6	7	8	9	10	11	12	13	14	15	16	17	18	19	20
HRc		13	25	28	32	10	29	32	38	15	35	15	23	10	10	26	3	25		21
HB	125	190	250	270	300	180	275	300	350	200	325	200	240	180	180	260	160	250	130	230
Recommend	○	○	◎	◎	◎	○	◎	◎	◎	○	◎				○	○	○	○	○	○

ISO	N										S							H			
Material Description	Aluminum-wrought alloy		Aluminum-cast, alloyed			Copper and Copper Alloys (Bronze / Brass)			Non Metallic Materials		Heat Resistant Super Alloys					Titanium Alloys		Hardened steel		Chilled Cast Iron	Hardened Cast Iron
VDI 3323	21	22	23	24	25	26	27	28	29	30	31	32	33	34	35	36	37	38	39	40	41
HRc											15	30	25	38	34			55	60	42	55
HB	60	100	75	90	130	110	90	100			200	280	250	350	320	400 Rm	1050 Rm	550	630	400	550
Recommend																		○		◎	○

CARBIDE, 2 FLUTE CORNER RADIUS (Short, Regular, Long Shank)

VOLLHARTMETALL, 2 SCHNEIDEN ECKENRADIUS
Fraise carbure, 2 dents, torique
MD, 2 TAGLIENTI, TORICA (Serie corta, media e lunga)

- New coating and tool geometry applied resulting outstanding cutting abilities and wear resistance.
- Excellent for cutting prehardened steels, carbon steels, alloy steels of molds and dies, up to HRc55 and machine parts.
- Available in short, regular and long shank end mills.
- Available with various corner radius end mills, from 0.02mm to 5.0mm corner radius.

- Aufgrund einer neuartigen Beschichtung und neuer Werkzeuggeometrien hervorragende Schnittleistung und Verschleißfestigkeit
- Ausgezeichnet geeignet für das Fräsen von vorvergütetem Stahl, kohlenstoff Stahl, legiertem Stahl für Formen, bis HRc55 und Maschinenbauteile.
- Erhältlich in den Schaft-Ausführungen: kurz, standard und lang
- Erhältlich in verschiedenen Eckradien-Ausführungen: von 0,02mm bis zu 5,0mm Eckradius.



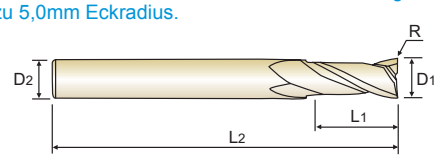

CARBIDE | 2 | 30° | R ±0.010 | R ±0.015 | PLAIN | Y Coating | p.C332~C333

Ø0.2~Ø6 Ø7~Ø20

Recommended ToolHolder

	Flat Shank	Plain Shank
◎	END MILL HOLDER	HYDRAULIC CHUCK SHRINK FIT HOLDER
◎	-	POWER MILLING CHUCK
○	-	ER COLLET CHUCK SK SLIM CHUCK

Unit : mm

EDP No.	Corner Radius R	Mill Diameter D1	Shank Diameter D2	Length of Cut L1	Overall Length L2	Remark
SEMD9905503E	R0.3	5.5	6	13	90	-
SEMD9905505E	R0.5	5.5	6	13	90	-
SEMD9905510E	R1.0	5.5	6	13	90	-
★ SEMD9906002060E	R0.2	6.0	6	15	60	Short
★ SEMD9906003060E	R0.3	6.0	6	15	60	Short
★ SEMD9906005060E	R0.5	6.0	6	15	60	Short
★ SEMD9906010060E	R1.0	6.0	6	15	60	Short
SEMD9906001E	R0.1	6.0	6	15	90	Regular
★ SEMD9906002E	R0.2	6.0	6	15	90	Regular
★ SEMD9906003E	R0.3	6.0	6	15	90	Regular
★ SEMD9906005E	R0.5	6.0	6	15	90	Regular
★ SEMD9906010E	R1.0	6.0	6	15	90	Regular
SEMD9906015E	R1.5	6.0	6	15	90	Regular
SEMD9906020E	R2.0	6.0	6	15	90	Regular
SEMD9906005110E	R0.5	6.0	6	15	110	Long Shank
SEMD9906010110E	R1.0	6.0	6	15	110	Long Shank
SEMD9906005130E	R0.5	6.0	6	15	130	Long Shank
SEMD9906010130E	R1.0	6.0	6	15	130	Long Shank
SEMD9907001E	R0.1	7.0	8	16	90	-
SEMD9907002E	R0.2	7.0	8	16	90	-
SEMD9907003E	R0.3	7.0	8	16	90	-
SEMD9907005E	R0.5	7.0	8	16	90	-
SEMD9907010E	R1.0	7.0	8	16	90	-
SEMD9907020E	R2.0	7.0	8	16	90	-

★ : Stock Item

▶ NEXT PAGE

Size	Corner Radius Tolerance (mm)	Mill Dia. Tolerance (mm)	Shank Dia. Tolerance
up to Ø6	± 0.010	0 ~ - 0.012	h5
over Ø6	± 0.015	0 ~ - 0.015	

◎ : Excellent ○ : Good

ISO	P											M			K					
Material Description	Non-alloy steel					Low alloy steel				High alloyed steel, and tool steel		Stainless steel			Grey cast iron		Nodular cast iron		Malleable cast iron	
VDI 3323	1	2	3	4	5	6	7	8	9	10	11	12	13	14	15	16	17	18	19	20
HRc		13	25	28	32	10	29	32	38	15	35	15	23	10	10	26	3	25		21
HB	125	190	250	270	300	180	275	300	350	200	325	200	240	180	180	260	160	250	130	230
Recommend	○	○	◎	◎	◎	○	◎	◎	◎	○	◎				○	○	○	○	○	○

ISO	N										S							H			
Material Description	Aluminum-wrought alloy		Aluminum-cast, alloyed			Copper and Copper Alloys (Bronze / Brass)			Non Metallic Materials		Heat Resistant Super Alloys					Titanium Alloys		Hardened steel		Chilled Cast Iron	Hardened Cast Iron
VDI 3323	21	22	23	24	25	26	27	28	29	30	31	32	33	34	35	36	37	38	39	40	41
HRc											15	30	25	38	34			55	60	42	55
HB	60	100	75	90	130	110	90	100			200	280	250	350	320	400 Rm	1050 Rm	550	630	400	550
Recommend																		○		◎	○

4G MILL END MILLS

PLAIN SHANK **SEMD99** SERIES

CARBIDE, 2 FLUTE CORNER RADIUS (Short, Regular, Long Shank)

VOLLHARTMETALL, 2 SCHNEIDEN ECKENRADIUS
Fraise carbure, 2 dents, torique
MD, 2 TAGLIENTI, TORICA (Serie corta, media e lunga)

- New coating and tool geometry applied resulting outstanding cutting abilities and wear resistance.
- Excellent for cutting prehardened steels, carbon steels, alloy steels of molds and dies, up to HRc55 and machine parts.
- Available in short, regular and long shank end mills.
- Available with various corner radius end mills, from 0.02mm to 5.0mm corner radius.

- Aufgrund einer neuartigen Beschichtung und neuer Werkzeuggeometrien hervorragende Schnittleistung und Verschleißfestigkeit
- Ausgezeichnet geeignet für das Fräsen von vorvergütetem Stahl, kohlenstoff Stahl, legiertem Stahl für Formen, bis HRc55 und Maschinenbauteile.
- Erhältlich in den Schaft-Ausführungen: kurz, standard und lang
- Erhältlich in verschiedenen Eckradien-Ausführungen: von 0,02mm bis zu 5,0mm Eckradius.



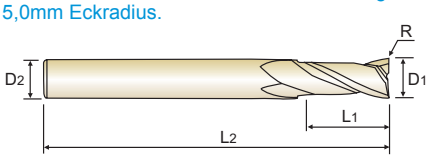

CARBIDE | 2 | 30° | R ±0.010 (Ø0.2~Ø6) | R ±0.015 (Ø7~Ø20) | PLAIN | Y Coating | p.C332~C333

Recommended ToolHolder

	Flat Shank	Plain Shank
◎	END MILL HOLDER	HYDRAULIC CHUCK SHRINK FIT HOLDER
◎	-	POWER MILLING CHUCK
○	-	ER COLLET CHUCK SK SLIM CHUCK

Unit : mm

EDP No.	Corner Radius R	Mill Diameter D1	Shank Diameter D2	Length of Cut L1	Overall Length L2	Remark
SEMD9908003070E	R0.3	**8.0**	8	20	70	Short
★ SEMD9908005070E	R0.5	**8.0**	8	20	70	Short
★ SEMD9908010070E	R1.0	**8.0**	8	20	70	Short
SEMD9908001E	R0.1	**8.0**	8	20	100	Regular
SEMD9908002E	R0.2	**8.0**	8	20	100	Regular
SEMD9908003E	R0.3	**8.0**	8	20	100	Regular
★ SEMD9908005E	R0.5	**8.0**	8	20	100	Regular
★ SEMD9908010E	R1.0	**8.0**	8	20	100	Regular
★ SEMD9908015E	R1.5	**8.0**	8	20	100	Regular
★ SEMD9908020E	R2.0	**8.0**	8	20	100	Regular
SEMD9908025E	R2.5	**8.0**	8	20	100	Regular
SEMD9908030E	R3.0	**8.0**	8	20	100	Regular
SEMD9908005120E	R0.5	**8.0**	8	20	120	Long Shank
SEMD9908010120E	R1.0	**8.0**	8	20	120	Long Shank
SEMD9908015150E	R0.5	**8.0**	8	20	150	Long Shank
SEMD9908010150E	R1.0	**8.0**	8	20	150	Long Shank
SEMD9910003075E	R0.3	**10.0**	10	25	75	Short
★ SEMD9910005075E	R0.5	**10.0**	10	25	75	Short
★ SEMD9910010075E	R1.0	**10.0**	10	25	75	Short
SEMD9910001E	R0.1	**10.0**	10	25	100	Regular
SEMD9910002E	R0.2	**10.0**	10	25	100	Regular
SEMD9910003E	R0.3	**10.0**	10	25	100	Regular
★ SEMD9910005E	R0.5	**10.0**	10	25	100	Regular
★ SEMD9910010E	R1.0	**10.0**	10	25	100	Regular

★ : Stock Item

▶ NEXT PAGE

Size	Corner Radius Tolerance (mm)	Mill Dia. Tolerance (mm)	Shank Dia. Tolerance
up to Ø6	± 0.010	0 ~ - 0.012	h5
over Ø6	± 0.015	0 ~ - 0.015	

◎ : Excellent ○ : Good

ISO	P											M			K					
Material Description	Non-alloy steel					Low alloy steel				High alloyed steel, and tool steel		Stainless steel			Grey cast iron		Nodular cast iron		Malleable cast iron	
VDI 3323	1	2	3	4	5	6	7	8	9	10	11	12	13	14	15	16	17	18	19	20
HRc		13	25	28	32	10	29	32	38	15	35	15	23	10	10	26	3	25		21
HB	125	190	250	270	300	180	275	300	350	200	325	200	240	180	180	260	160	250	130	230
Recommend	○	○	◎	◎	◎	○	◎	◎	◎	○	◎				○	○	○	○	○	○

ISO	N										S							H			
Material Description	Aluminum-wrought alloy		Aluminum-cast, alloyed			Copper and Copper Alloys (Bronze / Brass)			Non Metallic Materials		Heat Resistant Super Alloys					Titanium Alloys		Hardened steel		Chilled Cast Iron	Hardened Cast Iron
VDI 3323	21	22	23	24	25	26	27	28	29	30	31	32	33	34	35	36	37	38	39	40	41
HRc											15	30	25	38	34			55	60	42	55
HB	60	100	75	90	130	110	90	100			200	280	250	350	320	400 Rm	1050 Rm	550	630	400	550
Recommend																		○		◎	○

CARBIDE, 2 FLUTE CORNER RADIUS (Short, Regular, Long Shank)

VOLLHARTMETALL, 2 SCHNEIDEN ECKENRADIUS
Fraise carbure, 2 dents, torique
MD, 2 TAGLIENTI, TORICA (Serie corta, media e lunga)

- New coating and tool geometry applied resulting outstanding cutting abilities and wear resistance.
- Excellent for cutting prehardened steels, carbon steels, alloy steels of molds and dies, up to HRc55 and machine parts.
- Available in short, regular and long shank end mills.
- Available with various corner radius end mills, from 0.02mm to 5.0mm corner radius.

- Aufgrund einer neuartigen Beschichtung und neuer Werkzeuggeometrien hervorragende Schnittleistung und Verschleißfestigkeit
- Ausgezeichnet geeignet für das Fräsen von vorvergütetem Stahl, kohlenstoff Stahl, legiertem Stahl für Formen, bis HRc55 und Maschinenbauteile.
- Erhältlich in den Schaft-Ausführungen: kurz, standard und lang
- Erhältlich in verschiedenen Eckradien-Ausführungen: von 0,02mm bis zu 5,0mm Eckradius.



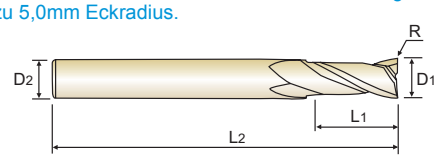

CARBIDE | 2 | 30° | R ±0.010 | R ±0.015 | PLAIN | Y Coating | p.C332~C333

Ø0.2~Ø6 Ø7~Ø20

Recommended ToolHolder

	Flat Shank	Plain Shank
◎	END MILL HOLDER	HYDRAULIC CHUCK SHRINK FIT HOLDER
◎	-	POWER MILLING CHUCK
○	-	ER COLLET CHUCK SK SLIM CHUCK

Unit : mm

EDP No.	Corner Radius R	Mill Diameter D1	Shank Diameter D2	Length of Cut L1	Overall Length L2	Remark
★ SEMD9910015E	R1.5	**10.0**	10	25	100	Regular
★ SEMD9910020E	R2.0	**10.0**	10	25	100	Regular
SEMD9910025E	R2.5	**10.0**	10	25	100	Regular
SEMD9910030E	R3.0	**10.0**	10	25	100	Regular
SEMD9910040E	R4.0	**10.0**	10	25	100	Regular
SEMD9910005130E	R0.5	**10.0**	10	25	130	Long Shank
SEMD9910010130E	R1.0	**10.0**	10	25	130	Long Shank
SEMD9910005150E	R0.5	**10.0**	10	25	150	Long Shank
SEMD9910010150E	R1.0	**10.0**	10	25	150	Long Shank
SEMD9911002E	R0.2	**11.0**	12	25	110	-
SEMD9911003E	R0.3	**11.0**	12	25	110	-
SEMD9911005E	R0.5	**11.0**	12	25	110	-
SEMD9911010E	R1.0	**11.0**	12	25	110	-
SEMD9911020E	R2.0	**11.0**	12	25	110	-
SEMD9912003080E	R0.3	**12.0**	12	30	80	Short
★ SEMD9912005080E	R0.5	**12.0**	12	30	80	Short
★ SEMD9912010080E	R1.0	**12.0**	12	30	80	Short
SEMD9912001E	R0.1	**12.0**	12	30	110	Regular
SEMD9912002E	R0.2	**12.0**	12	30	110	Regular
SEMD9912003E	R0.3	**12.0**	12	30	110	Regular
★ SEMD9912005E	R0.5	**12.0**	12	30	110	Regular
★ SEMD9912010E	R1.0	**12.0**	12	30	110	Regular
★ SEMD9912015E	R1.5	**12.0**	12	30	110	Regular
★ SEMD9912020E	R2.0	**12.0**	12	30	110	Regular

★ : Stock Item

▶ NEXT PAGE

Size	Corner Radius Tolerance (mm)	Mill Dia. Tolerance (mm)	Shank Dia. Tolerance
up to Ø6	± 0.010	0 ~ - 0.012	h5
over Ø6	± 0.015	0 ~ - 0.015	

◎ : Excellent ○ : Good

ISO	P											M			K					
Material Description	Non-alloy steel					Low alloy steel				High alloyed steel, and tool steel		Stainless steel			Grey cast iron		Nodular cast iron		Malleable cast iron	
VDI 3323	1	2	3	4	5	6	7	8	9	10	11	12	13	14	15	16	17	18	19	20
HRc		13	25	28	32	10	29	32	38	15	35	15	23	10	10	26	3	25		21
HB	125	190	250	270	300	180	275	300	350	200	325	200	240	180	180	260	160	250	130	230
Recommend	○	○	◎	◎	◎	○	◎	◎	◎	○	◎				○	○	○	○	○	○

ISO	N										S							H			
Material Description	Aluminum-wrought alloy		Aluminum-cast, alloyed			Copper and Copper Alloys (Bronze / Brass)			Non Metallic Materials		Heat Resistant Super Alloys					Titanium Alloys		Hardened steel		Chilled Cast Iron	Hardened Cast Iron
VDI 3323	21	22	23	24	25	26	27	28	29	30	31	32	33	34	35	36	37	38	39	40	41
HRc											15	30	25	38	34			55	60	42	55
HB	60	100	75	90	130	110	90	100			200	280	250	350	320	400 Rm	1050 Rm	550	630	400	550
Recommend																		○		◎	○

4G MILL END MILLS

PLAIN SHANK **SEMD99** SERIES

CARBIDE, 2 FLUTE CORNER RADIUS (Short, Regular, Long Shank)

VOLLHARTMETALL, 2 SCHNEIDEN ECKENRADIUS
Fraise carbure, 2 dents, torique
MD, 2 TAGLIENTI, TORICA (Serie corta, media e lunga)

- New coating and tool geometry applied resulting outstanding cutting abilities and wear resistance.
- Excellent for cutting prehardened steels, carbon steels, alloy steels of molds and dies, up to HRc55 and machine parts.
- Available in short, regular and long shank end mills.
- Available with various corner radius end mills, from 0.02mm to 5.0mm corner radius.

- Aufgrund einer neuartigen Beschichtung und neuer Werkzeuggeometrien hervorragende Schnittleistung und Verschleißfestigkeit
- Ausgezeichnet geeignet für das Fräsen von vorvergütetem Stahl, kohlenstoff Stahl, legiertem Stahl für Formen, bis HRc55 und Maschinenbauteile.
- Erhältlich in den Schaft-Ausführungen: kurz, standard und lang
- Erhältlich in verschiedenen Eckradien-Ausführungen: von 0,02mm bis zu 5,0mm Eckradius.



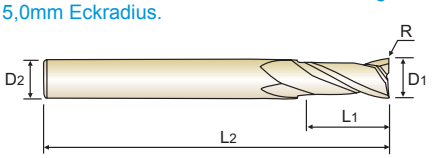

CARBIDE | 2 | 30° | R ±0.010 Ø0.2~Ø6 | R ±0.015 Ø7~Ø20 | PLAIN | Y Coating | p.C332~C333

Recommended ToolHolder

	Flat Shank	Plain Shank
◎	END MILL HOLDER	HYDRAULIC CHUCK SHRINK FIT HOLDER
◎	-	POWER MILLING CHUCK
○	-	ER COLLET CHUCK SK SLIM CHUCK

Unit : mm

EDP No.	Corner Radius R	Mill Diameter D1	Shank Diameter D2	Length of Cut L1	Overall Length L2	Remark
★ SEMD9912025E	R2.5	**12.0**	12	30	110	Regular
★ SEMD9912030E	R3.0	**12.0**	12	30	110	Regular
SEMD9912040E	R4.0	**12.0**	12	30	110	Regular
SEMD9912050E	R5.0	**12.0**	12	30	110	Regular
SEMD9912005130E	R0.5	**12.0**	12	30	130	Long Shank
SEMD9912010130E	R1.0	**12.0**	12	30	130	Long Shank
SEMD9912005150E	R0.5	**12.0**	12	30	150	Long Shank
SEMD9912010150E	R1.0	**12.0**	12	30	150	Long Shank
SEMD9914005E	R0.5	**14.0**	16	35	150	-
★ SEMD9914010E	R1.0	**14.0**	16	35	150	-
SEMD9914020E	R2.0	**14.0**	16	35	150	-
SEMD9916005E	R0.5	**16.0**	16	32	150	-
★ SEMD9916010E	R1.0	**16.0**	16	32	150	-
SEMD9916015E	R1.5	**16.0**	16	32	150	-
★ SEMD9916020E	R2.0	**16.0**	16	32	150	-
SEMD9920005E	R0.5	**20.0**	20	38	150	-
★ SEMD9920010E	R1.0	**20.0**	20	38	150	-
SEMD9920015E	R1.5	**20.0**	20	38	150	-
★ SEMD9920020E	R2.0	**20.0**	20	38	150	-

★ : Stock Item

Size	Corner Radius Tolerance (mm)	Mill Dia. Tolerance (mm)	Shank Dia. Tolerance
up to Ø6	± 0.010	0 ~ - 0.012	h5
over Ø6	± 0.015	0 ~ - 0.015	

◎ : Excellent ○ : Good

ISO	P											M			K					
Material Description	Non-alloy steel					Low alloy steel				High alloyed steel, and tool steel		Stainless steel			Grey cast iron		Nodular cast iron		Malleable cast iron	
VDI 3323	1	2	3	4	5	6	7	8	9	10	11	12	13	14	15	16	17	18	19	20
HRc		13	25	28	32	10	29	32	38	15	35	15	23	10	10	26	3	25		21
HB	125	190	250	270	300	180	275	300	350	200	325	200	240	180	180	260	160	250	130	230
Recommend	○	○	◎	◎	◎	○	◎	◎	◎	○	◎				○	○	○	○	○	○

ISO	N										S							H			
Material Description	Aluminum-wrought alloy		Aluminum-cast, alloyed			Copper and Copper Alloys (Bronze / Brass)			Non Metallic Materials		Heat Resistant Super Alloys					Titanium Alloys		Hardened steel		Chilled Cast Iron	Hardened Cast Iron
VDI 3323	21	22	23	24	25	26	27	28	29	30	31	32	33	34	35	36	37	38	39	40	41
HRc											15	30	25	38	34			55	60	42	55
HB	60	100	75	90	130	110	90	100			200	280	250	350	320	400 Rm	1050 Rm	550	630	400	550
Recommend																		○		◎	○