YG TAP INOX

TB183 SERIES

MF ISO metric fine threads DIN 13

Metrisches ISO-Feingewinde DIN 13
ISO MÉTRIQUE PAS FINS DIN13
ISO Metrico passo fine DIN 13

Machine taps
Maschinengewindebohrer

▶ Suitable for tapping blind holes due to special flute geometry and excellent chip evacuation.

▶ Geeignet zum Gewinden von Sacklöchern dank besonderer Nutengeometrie und ausgezeichneter Spanabfuhr.

DIN 374



Hole type
2.5×D

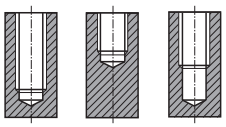

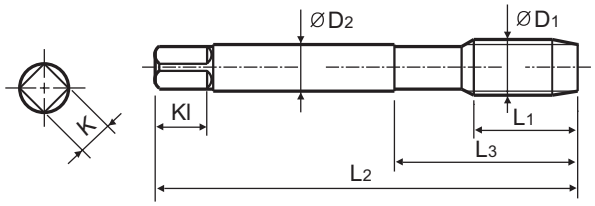

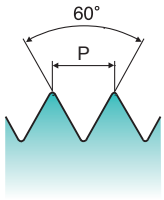

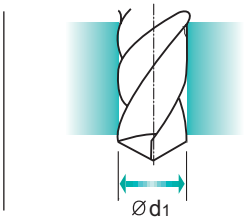

Material groups VA NW | HSS-E | DIN 374 | 6H | 60° | C | R40 | Vap

p.B193

Recommended ToolHolder
Plain Shank
TAPPING ER CHUCK
TAPPING CHUCK
ONE STEP TAPPING CHUCK

Unit : mm

SIZE	Pitch	EDP No.	Thread Length	Overall Length	Neck Length	Shank Diameter	Square Size	Square Length	No. of Flute	Tapping Drill Diameter
ØD1	P	Vap	L1	L2	L3	ØD2	K	Kl	Z	Ød1
M4	× 0.5	TB183256	5	63	21	2.8	2.1	5	3	3.5
M5	× 0.5	TB183296	5	70	25	3.5	2.7	6	3	4.5
M6	× 0.75	TB183326	8	80	30	4.5	3.4	6	3	5.2
M6	× 0.5	TB183336	5	80	30	4.5	3.4	6	3	5.5
M7	× 0.75	TB183356	10	80	30	5.5	4.3	7	3	6.2
M8	× 1.0	TB183376	10	90	36	6	4.9	8	3	7
M8	× 0.75	TB183386	8	80	30	6	4.9	8	3	7.2
M10	× 1.25	TB183436	16	100	40	7	5.5	8	3	8.8
M10	× 1.0	TB183446	10	90	36	7	5.5	8	3	9
M10	× 0.75	TB183456	10	90	36	7	5.5	8	3	9.2
M12	× 1.5	TB183516	15	100	40	9	7	10	3	10.5
M12	× 1.25	TB183526	15	100	40	9	7	10	3	10.8
M12	× 1.0	TB183536	11	100	40	9	7	10	3	11
M14	× 1.5	TB183556	15	100	40	11	9	12	3	12.5
M14	× 1.25	TB183566	15	100	40	11	9	12	3	12.8
M16	× 1.5	TB183616	15	100	40	12	9	12	3	14.5
M18	× 1.5	TB183676	17	110	44	14	11	14	4	16.5
M20	× 1.5	TB183726	17	125	50	16	12	15	4	18.5
M22	× 1.5	TB183766	17	125	50	18	14.5	17	4	20.5
M24	× 1.5	TB183806	20	140	54	18	14.5	17	4	22.5

◎ : Excellent ○ : Good

ISO	P											M			K					
Material Description	Non-alloy steel					Low alloy steel				High alloyed steel, and tool steel		Stainless steel			Grey cast iron		Nodular cast iron		Malleable cast iron	
VDI 3323	1	2	3	4	5	6	7	8	9	10	11	12	13	14	15	16	17	18	19	20
HRc		13	25	28	32	10	29	32	38	15	35	15	23	10	10	26	3	25		21
HB	125	190	250	270	300	180	275	300	350	200	325	200	240	180	180	260	160	250	130	230
Recommended	◎	◎	○	○		○						◎	◎	◎						

ISO	N										S							H			
Material Description	Aluminum-wrought alloy		Aluminum-cast, alloyed			Copper and Copper Alloys (Bronze / Brass)			Non Metallic Materials		Heat Resistant Super Alloys					Titanium Alloys		Hardened steel		Chilled Cast Iron	Hardened Cast Iron
VDI 3323	21	22	23	24	25	26	27	28	29	30	31	32	33	34	35	36	37	38	39	40	41
HRc											15	30	25	38	34			55	60	42	55
HB	60	100	75	90	130	110	90	100			200	280	250	350	320	400 Rm	1050 Rm	550	630	400	550
Recommended											○					○					