COMBO TAP

Bright **TCE09 SERIES**
TiN **TDE09 SERIES**

MF ISO Metric fine threads DIN 13

Metrisches ISO-Feingewinde DIN 13
ISO MÉTRIQUE PAS FINS DIN13
ISO Metrico passo fine DIN 13

Machine taps
Maschinengewindebohrer

▶ For using multi-purpose and correct thread profiles & long tool life due to special tap geometry. YG-1 company has a patent.

▶ Für vielfältigen Einsatz, genaue Gewindeprofile und lange Standzeitendank einer besonderen Schneidengeometrie. Von YG-1 patentiert.



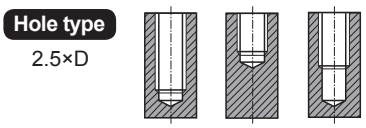

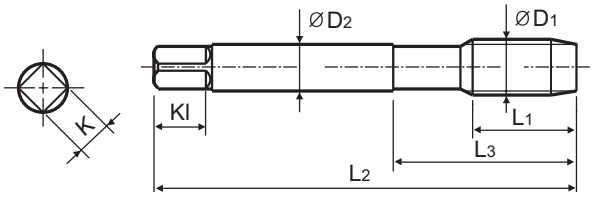

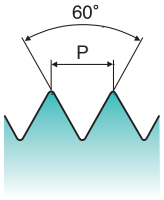

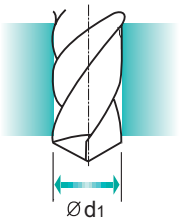

Material groups **MU** | HSS-E | DIN 374 | 6G | 60° | C | R40 | TiN | Bright | p.B130

Recommended ToolHolder: Plain Shank — TAPPING ER CHUCK / TAPPING CHUCK / ONE STEP TAPPING CHUCK

Unit : mm

SIZE	Pitch	EDP No.		Thread Length	Overall Length	Neck Length	Shank Diameter	Square Size	Square Length	No. of Flute	Tapping Drill Diameter
ØD1	P	Bright	TiN	L1	L2	L3	ØD2	K	Kl	Z	Ød1
M4 ×	0.5	TCE09256	TDE09256	5	63	21	2.8	2.1	5	3	3.5
M5 ×	0.5	TCE09296	TDE09296	5	70	25	3.5	2.7	6	3	4.5
M6 ×	0.75	TCE09326	TDE09326	8	80	30	4.5	3.4	6	3	5.2
M6 ×	0.5	TCE09336	TDE09336	5	80	30	4.5	3.4	6	3	5.5
M7 ×	0.75	TCE09356	TDE09356	10	80	30	5.5	4.3	7	3	6.2
M8 ×	1.0	TCE09376	TDE09376	10	90	36	6	4.9	8	3	7
M8 ×	0.75	TCE09386	TDE09386	8	80	30	6	4.9	8	3	7.2
M10 ×	1.25	TCE09436	TDE09436	16	100	40	7	5.5	8	3	8.8
M10 ×	1.0	TCE09446	TDE09446	10	90	36	7	5.5	8	3	9
M10 ×	0.75	TCE09456	TDE09456	10	90	36	7	5.5	8	3	9.2
M12 ×	1.5	TCE09516	TDE09516	15	100	40	9	7	10	3	10.5
M12 ×	1.25	TCE09526	TDE09526	15	100	40	9	7	10	3	10.8
M12 ×	1.0	TCE09536	TDE09536	11	100	40	9	7	10	3	11
M14 ×	1.5	TCE09556	TDE09556	15	100	40	11	9	12	3	12.5
M14 ×	1.25	TCE09566	TDE09566	15	100	40	11	9	12	3	12.8
M14 ×	1.0	TCE09576	TDE09576	11	100	40	11	9	12	3	13
M16 ×	1.5	TCE09616	TDE09616	15	100	40	12	9	12	3	14.5
M16 ×	1.0	TCE09626	TDE09626	12	100	40	12	9	12	3	15
M18 ×	1.5	TCE09676	TDE09676	17	110	44	14	11	14	4	16.5
M18 ×	1.0	TCE09686	TDE09686	13	110	44	14	11	14	4	17
M20 ×	1.5	TCE09726	TDE09726	17	125	50	16	12	15	4	18.5
M20 ×	1.0	TCE09736	TDE09736	14	125	50	16	12	15	4	19
M22 ×	1.5	TCE09766	TDE09766	17	125	50	18	14.5	17	4	20.5
M22 ×	1.0	TCE09776	TDE09776	14	125	50	18	14.5	17	4	21

▶ The other coating(TiCN or TiAlN) or Surface Treatment(Steam Homo) is available on your request.

▶ NEXT PAGE

◎ : Excellent ○ : Good

ISO	P											M			K					
Material Description	Non-alloy steel					Low alloy steel				High alloyed steel, and tool steel		Stainless steel			Grey cast iron		Nodular cast iron		Malleable cast iron	
VDI 3323	1	2	3	4	5	6	7	8	9	10	11	12	13	14	15	16	17	18	19	20
HRc		13	25	28	32	10	29	32	38	15	35	15	23	10	10	26	3	25		21
HB	125	190	250	270	300	180	275	300	350	200	325	200	240	180	180	260	160	250	130	230
Recommended	○	◎	◎	◎	◎	◎	◎	◎	◎	○		◎	◎	◎	◎	◎	◎	◎		

ISO	N										S							H			
Material Description	Aluminum-wrought alloy		Aluminum-cast, alloyed			Copper and Copper Alloys (Bronze / Brass)			Non Metallic Materials		Heat Resistant Super Alloys					Titanium Alloys		Hardened steel		Chilled Cast Iron	Hardened Cast Iron
VDI 3323	21	22	23	24	25	26	27	28	29	30	31	32	33	34	35	36	37	38	39	40	41
HRc											15	30	25	38	34			55	60	42	55
HB	60	100	75	90	130	110	90	100			200	280	250	350	320	400 Rm	1050 Rm	550	630	400	550
Recommended			◎			◎	◎	◎													

COMBO TAP

Bright **TCE09** SERIES
TiN **TDE09** SERIES

MF ISO Metric fine threads DIN 13

Metrisches ISO-Feingewinde DIN 13
ISO MÉTRIQUE PAS FINS DIN13
ISO Metrico passo fine DIN 13

Machine taps
Maschinengewindebohrer

▶ For using multi-purpose and correct thread profiles & long tool life due to special tap geometry. YG-1 company has a patent.

▶ Für vielfältigen Einsatz, genaue Gewindeprofile und lange Standzeitendank einer besonderen Schneidengeometrie. Von YG-1 patentiert.



Hole type
2.5×D

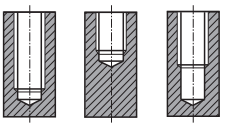

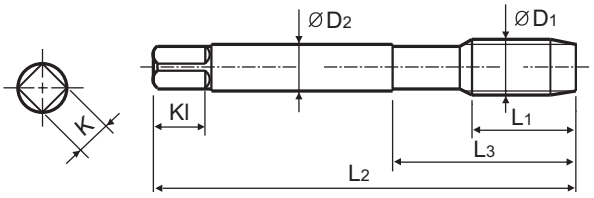

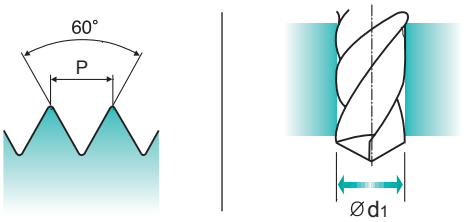

Material groups **MU** | HSS-E | DIN 374 | 6G | 60° | C | R40 | TiN | Bright

p.B130

Recommended ToolHolder
Plain Shank
TAPPING ER CHUCK
TAPPING CHUCK
ONE STEP TAPPING CHUCK

Unit : mm

SIZE	Pitch	EDP No.		Thread Length	Overall Length	Neck Length	Shank Diameter	Square Size	Square Length	No. of Flute	Tapping Drill Diameter
ØD1	P	Bright	TiN	L1	L2	L3	ØD2	K	Kl	Z	Ød1
M24 ×	2.0	TCE09796	TDE09796	20	140	54	18	14.5	17	4	22
M24 ×	1.5	TCE09806	TDE09806	20	140	54	18	14.5	17	4	22.5
M26 ×	1.5	TCE09856	TDE09856	20	140	54	18	14.5	17	4	24.5
M27 ×	2.0	TCE09876	TDE09876	20	140	54	20	16	19	4	25
M27 ×	1.5	TCE09886	TDE09886	20	140	54	20	16	19	4	25.5
M28 ×	1.5	TCE09916	TDE09916	20	140	54	20	16	19	4	26.5
M30 ×	2.0	TCE09966	TDE09966	22	150	57	22	18	21	4	28
M30 ×	1.5	TCE09976	TDE09976	22	150	57	22	18	21	4	28.5

▶ The other coating(TiCN or TiAlN) or Surface Treatment(Steam Homo) is available on your request.

◎ : Excellent ○ : Good

ISO	P											M			K					
Material Description	Non-alloy steel					Low alloy steel				High alloyed steel, and tool steel		Stainless steel			Grey cast iron		Nodular cast iron		Malleable cast iron	
VDI 3323	1	2	3	4	5	6	7	8	9	10	11	12	13	14	15	16	17	18	19	20
HRc		13	25	28	32	10	29	32	38	15	35	15	23	10	10	26	3	25		21
HB	125	190	250	270	300	180	275	300	350	200	325	200	240	180	180	260	160	250	130	230
Recommended	○	◎	◎	◎	◎	◎	◎	◎	◎	○		◎	◎	◎	◎	◎	◎	◎		

ISO	N										S							H			
Material Description	Aluminum-wrought alloy		Aluminum-cast, alloyed			Copper and Copper Alloys (Bronze / Brass)			Non Metallic Materials		Heat Resistant Super Alloys					Titanium Alloys		Hardened steel		Chilled Cast Iron	Hardened Cast Iron
VDI 3323	21	22	23	24	25	26	27	28	29	30	31	32	33	34	35	36	37	38	39	40	41
HRc											15	30	25	38	34			55	60	42	55
HB	60	100	75	90	130	110	90	100			200	280	250	350	320	400 Rm	1050 Rm	550	630	400	550
Recommended			◎			◎	◎	◎													

phone:+82-32-526-0909, www.yg1.solutions, E-mail:yg1@yg1.solutions
YG-1 CO., LTD.