YG TAP GENERAL

TD222 SERIES

MF ISO metric fine threads DIN 13

Metrisches ISO-Feingewinde DIN 13
ISO MÉTRIQUE PAS FINS DIN13
ISO Metrico passo fine DIN 13

Machine taps
Maschinengewindebohrer

▶ Suitable for through hole in more cutting speed than other taps due to thick web.

▶ Geeignet für Durchgangslöcher in höherer Schnittgeschwindigkeit als bei anderen Gewindebohrern dank größerer Kerndicke.

DIN 374



Hole type
3.0×D





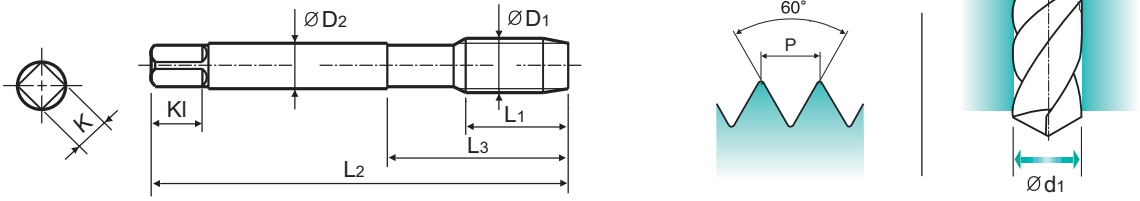

Material groups **GS** | HSS-E | DIN 374 | 6H | 60° | B | TiN

p.B309

Recommended ToolHolder: Plain Shank — TAPPING ER CHUCK, TAPPING CHUCK, ONE STEP TAPPING CHUCK

Unit : mm

SIZE	Pitch	EDP No.	Thread Length	Overall Length	Neck Length	Shank Diameter	Square Size	Square Length	No. of Flute	Tapping Drill Diameter
ØD1	P	TiN	L1	L2	L3	ØD2	K	Kl	Z	Ød1
M4	× 0.5	TD222256	10	63	21	2.8	2.1	5	3	3.5
M5	× 0.5	TD222296	11	70	25	3.5	2.7	6	3	4.5
M6	× 0.75	TD222326	13	80	30	4.5	3.4	6	3	5.2
M6	× 0.5	TD222336	13	80	30	4.5	3.4	6	3	5.5
M7	× 0.75	TD222356	14	80	30	5.5	4.3	7	3	6.2
M8	× 1.0	TD222376	17	90	36	6	4.9	8	3	7
M8	× 0.75	TD222386	14	80	30	6	4.9	8	3	7.2
M8	× 0.5	TD222936	14	80	30	6	4.9	8	3	7.5
M10	× 1.25	TD222436	22	100	40	7	5.5	8	3	8.8
M10	× 1.0	TD222446	18	90	36	7	5.5	8	3	9
M10	× 0.75	TD222456	18	90	36	7	5.5	8	3	9.2
M12	× 1.5	TD222516	22	100	40	9	7	10	3	10.5
M12	× 1.25	TD222526	22	100	40	9	7	10	3	10.8
M12	× 1.0	TD222536	18	100	40	9	7	10	3	11
M14	× 1.5	TD222556	22	100	40	11	9	12	3	12.5
M14	× 1.25	TD222566	22	100	40	11	9	12	3	12.8
M14	× 1.0	TD222576	18	100	40	11	9	12	3	13
M16	× 1.5	TD222616	22	100	40	12	9	12	3	14.5

▶ NEXT PAGE

◎ : Excellent ○ : Good

ISO	P											M			K					
Material Description	Non-alloy steel					Low alloy steel				High alloyed steel, and tool steel		Stainless steel			Grey cast iron		Nodular cast iron		Malleable cast iron	
VDI 3323	1	2	3	4	5	6	7	8	9	10	11	12	13	14	15	16	17	18	19	20
HRc		13	25	28	32	10	29	32	38	15	35	15	23	10	10	26	3	25		21
HB	125	190	250	270	300	180	275	300	350	200	325	200	240	180	180	260	160	250	130	230
Recommended	○	◎	◎	◎	○	◎	◎	○				○	○				◎	◎		

ISO	N										S							H			
Material Description	Aluminum-wrought alloy		Aluminum-cast, alloyed			Copper and Copper Alloys (Bronze / Brass)			Non Metallic Materials		Heat Resistant Super Alloys					Titanium Alloys		Hardened steel		Chilled Cast Iron	Hardened Cast Iron
VDI 3323	21	22	23	24	25	26	27	28	29	30	31	32	33	34	35	36	37	38	39	40	41
HRc											15	30	25	38	34			55	60	42	55
HB	60	100	75	90	130	110	90	100			200	280	250	350	320	400Rm	1050Rm	550	630	400	550
Recommended	○		○	○	◎	○		◎													

phone:+82-32-526-0909, www.yg1.solutions, E-mail:yg1@yg1.solutions
YG-1 CO., LTD.

MF ISO metric fine threads DIN 13

Metrisches ISO-Feingewinde DIN 13
ISO MÉTRIQUE PAS FINS DIN13
ISO Metrico passo fine DIN 13

Machine taps
Maschinengewindebohrer

▶ Suitable for through hole in more cutting speed than other taps due to thick web.

▶ Geeignet für Durchgangslöcher in höherer Schnittgeschwindigkeit als bei anderen Gewindebohrern dank größerer Kerndicke.

DIN 374



Hole type
3.0×D





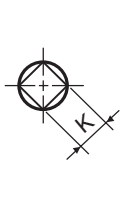

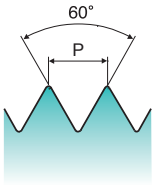

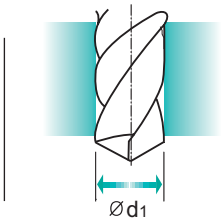

Material groups **GS** | HSS-E | DIN 374 | 6H | 60° | B | TiN

p.B309

Recommended ToolHolder: Plain Shank — TAPPING ER CHUCK / TAPPING CHUCK / ONE STEP TAPPING CHUCK

Unit : mm

SIZE	Pitch	EDP No.	Thread Length	Overall Length	Neck Length	Shank Diameter	Square Size	Square Length	No. of Flute	Tapping Drill Diameter
ØD1	P	TiN	L1	L2	L3	ØD2	K	Kl	Z	Ød1
M16	× 1.0	TD222626	18	100	40	12	9	12	3	15
M18	× 1.5	TD222676	25	110	44	14	11	14	4	16.5
M18	× 1.0	TD222686	20	110	44	14	11	14	4	17
M20	× 1.5	TD222726	25	125	50	16	12	15	4	18.5
M20	× 1.0	TD222736	20	125	50	16	12	15	4	19
M22	× 1.5	TD222766	25	125	50	18	14.5	17	4	20.5
M22	× 1.0	TD222776	20	125	50	18	14.5	17	4	21
M24	× 2.0	TD222796	27	140	54	18	14.5	17	4	22
M24	× 1.5	TD222806	27	140	54	18	14.5	17	4	22.5
M26	× 1.5	TD222856	28	140	54	18	14.5	17	4	24.5
M27	× 2.0	TD222876	28	140	54	20	16	19	4	25
M27	× 1.5	TD222886	28	140	54	20	16	19	4	25.5
M28	× 1.5	TD222916	28	140	54	20	16	19	4	26.5
M30	× 2.0	TD222966	30	150	57	22	18	21	4	28
M30	× 1.5	TD222976	30	150	57	22	18	21	4	28.5

◎ : Excellent ○ : Good

ISO	P											M			K					
Material Description	Non-alloy steel					Low alloy steel				High alloyed steel, and tool steel		Stainless steel			Grey cast iron		Nodular cast iron		Malleable cast iron	
VDI 3323	1	2	3	4	5	6	7	8	9	10	11	12	13	14	15	16	17	18	19	20
HRc		13	25	28	32	10	29	32	38	15	35	15	23	10	10	26	3	25		21
HB	125	190	250	270	300	180	275	300	350	200	325	200	240	180	180	260	160	250	130	230
Recommended	○	◎	◎	◎	○	◎	◎	○				○	○				◎	◎		

ISO	N										S							H			
Material Description	Aluminum-wrought alloy		Aluminum-cast, alloyed			Copper and Copper Alloys (Bronze / Brass)			Non Metallic Materials		Heat Resistant Super Alloys					Titanium Alloys		Hardened steel		Chilled Cast Iron	Hardened Cast Iron
VDI 3323	21	22	23	24	25	26	27	28	29	30	31	32	33	34	35	36	37	38	39	40	41
HRc											15	30	25	38	34			55	60	42	55
HB	60	100	75	90	130	110	90	100			200	280	250	350	320	400 Rm	1050 Rm	550	630	400	550
Recommended	○		○	○	◎	○		◎													