M ISO metric coarse threads DIN 13

Metrisches ISO-Gewinde DIN 13
ISO MÉTRIQUE DIN13
ISO Metrico passo grosso DIN 13

Cold forming taps with oil grooves
Gewindeformer mit Schmiernuten

▶ Suitable for threading soft materials with at least 8-10% elongation.
▶ The pre-drilling holes are bigger than normal sized holes.

▶ Geeignet zum Gewindeformen weicher Werkstoffe mit mindestens 8-10% Dehnung.
▶ Die Kernlochbohrungen sind größer als normale Kernlöcher.

DIN 371



DIN 376



Hole type
3.0×D

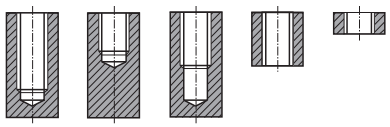

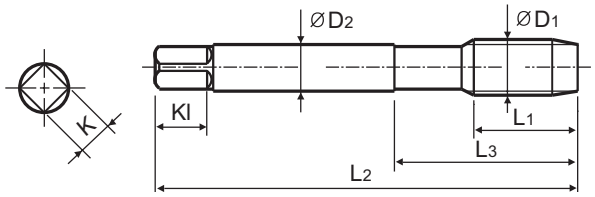

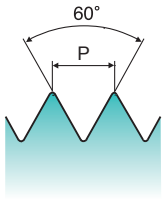

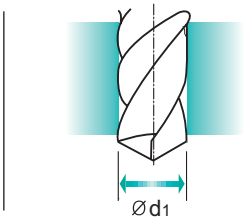

Material groups **GV** | HSS-E | DIN 371/376 | 6HX | 60° | C | Nitride

p.B265

Recommended ToolHolder: Plain Shank — TAPPING ER CHUCK / TAPPING CHUCK / ONE STEP TAPPING CHUCK

Unit : mm

SIZE	Pitch	EDP No.	Thread Length	Overall Length	Neck Length	Shank Diameter	Square Size	Square Length	Tapping Drill Diameter
ØD1	P	Ni	L1	L2	L3	ØD2	K	Kl	Ød1
M2	× 0.4	TE703136	8	45	13	2.8	2.1	5	1.83
M2.2	× 0.45	TE703156	8	45	13	2.8	2.1	5	2
*M2.3	× 0.4	TE703196	8	45	13	2.8	2.1	5	2.1
M2.5	× 0.45	TE703176	9	50	15	2.8	2.1	5	2.3
*M2.6	× 0.45	TE703496	9	50	15	2.8	2.1	5	2.4
M3	× 0.5	TE703206	11	56	18	3.5	2.7	6	2.8
M3.5	× 0.6	TE703226	12	56	20	4	3	6	3.25
M4	× 0.7	TE703246	13	63	21	4.5	3.4	6	3.7
M4.5	× 0.75	TE703266	14	70	25	6	4.9	8	4.15
M5	× 0.8	TE703286	15	70	25	6	4.9	8	4.65
M6	× 1.0	TE703316	17	80	30	6	4.9	8	5.55
M7	× 1.0	TE703346	17	80	30	7	5.5	8	6.55
M8	× 1.25	TE703366	20	90	35	8	6.2	9	7.4
M9	× 1.25	TE703396	20	90	35	9	7	10	8.4
M10	× 1.5	TE703426	22	100	39	10	8	11	9.3
M11	× 1.5	TE703466	22	100	40	8	6.2	9	10.3
M12	× 1.75	TE703506	24	110	44	9	7	10	11.2
M14	× 2.0	TE703546	26	110	44	11	9	12	13
M16	× 2.0	TE703606	27	110	44	12	9	12	15
M18	× 2.5	TE703656	30	125	50	14	11	14	16.8
M20	× 2.5	TE703706	32	140	54	16	12	15	18.8

▶ DIN 371(M2~M10) and DIN 376(M11~M20)
▶ * DIN profile not ISO

◎ : Excellent ○ : Good

ISO	P											M			K					
Material Description	Non-alloy steel					Low alloy steel				High alloyed steel, and tool steel		Stainless steel			Grey cast iron		Nodular cast iron		Malleable cast iron	
VDI 3323	1	2	3	4	5	6	7	8	9	10	11	12	13	14	15	16	17	18	19	20
HRc		13	25	28	32	10	29	32	38	15	35	15	23	10	10	26	3	25		21
HB	125	190	250	270	300	180	275	300	350	200	325	200	240	180	180	260	160	250	130	230
Recommended	◎	◎	◎			◎						○	○	○						

ISO	N										S							H			
Material Description	Aluminum-wrought alloy		Aluminum-cast, alloyed			Copper and Copper Alloys (Bronze / Brass)			Non Metallic Materials		Heat Resistant Super Alloys					Titanium Alloys		Hardened steel		Chilled Cast Iron	Hardened Cast Iron
VDI 3323	21	22	23	24	25	26	27	28	29	30	31	32	33	34	35	36	37	38	39	40	41
HRc											15	30	25	38	34			55	60	42	55
HB	60	100	75	90	130	110	90	100			200	280	250	350	320	400 Rm	1050 Rm	550	630	400	550
Recommended	◎	◎	○	○		○		○													